

2005 CANADIAN OPEN 5 PIN CHAMPIONSHIPS

EDMONTON, ALBERTA

MEN'S SINGLES RESULTS																							
PROV	NAME	Shift #1					Shift #2					Shift #3					TOTAL	AVERAGE	RANK				
		1	2	3	4	5	Sub	6	7	8	9	10	Sub	11	12	13				14	15	Sub	
ON	601	Wade Thompson	225	277	357	280	369	1508	278	281	298	342	301	1500	238	333	250	277	252	1350	4358	290.5	1
PEI	1001	John Walsh	272	277	268	296	231	1344	210	249	292	209	236	1196	336	270	276	264	375	1521	4061	270.7	2
AB	301	Tom Stevenson	260	239	225	351	235	1310	228	260	319	255	209	1271	264	277	309	309	247	1406	3987	265.8	3
NO	701	René Godin	239	302	188	246	228	1203	283	271	307	285	210	1356	272	219	311	277	257	1336	3895	259.7	4
SASK	401	Kerry Sullivan	232	287	253	286	251	1309	261	208	209	178	256	1112	292	268	308	246	305	1419	3840	256.0	5
NS	901	Mark O'Laughlin	258	233	238	240	255	1224	222	279	228	271	229	1229	240	179	300	275	331	1325	3778	251.9	6
PQ	801	Bruno Cécyre	244	217	183	216	210	1070	272	270	274	304	265	1385	224	281	270	263	235	1273	3728	248.5	7
BC	201	Joe Kranabetter	281	151	333	280	191	1236	208	220	288	228	210	1154	286	298	228	267	243	1322	3712	247.5	8
NFLD	1101	Sean Wells	182	234	224	245	318	1203	276	320	298	250	218	1362	236	260	177	219	207	1099	3664	244.3	9
NWT	101	Mike Penkala	235	274	249	194	240	1192	215	272	196	294	219	1196	233	265	193	260	272	1223	3611	240.7	10
MB	501	Brad Ball	266	274	196	188	276	1200	224	242	194	178	266	1104	253	190	276	246	205	1170	3474	231.6	11

4358

LADIES' SINGLES RESULTS																							
PROV	NAME	Shift #1					Shift #2					Shift #3					TOTAL	AVERAGE	RANK				
		1	2	3	4	5	Sub	6	7	8	9	10	Sub	11	12	13				14	15	Sub	
SASK	402	Andrea Huber	225	244	294	247	274	1284	175	287	339	248	164	1213	228	265	312	302	284	1391	3888	259.2	1
PEI	1002	Shelley MacDonald	257	263	288	235	248	1291	214	232	235	322	231	1234	237	294	213	281	281	1306	3831	255.4	2
PQ	802	Hélène Godmaire	228	245	230	200	240	1143	277	289	331	244	263	1404	203	240	302	231	220	1196	3743	249.5	3
AB	302	Bev Yaworenko	259	151	260	288	175	1133	253	208	320	264	260	1305	293	264	226	281	222	1286	3724	248.3	4
NO	702	Yvette MacLellan	248	218	317	256	245	1284	229	193	240	268	192	1122	298	263	260	227	261	1309	3715	247.7	5
MB	502	Holly Chaikowski	243	260	212	281	179	1175	251	200	256	284	290	1281	236	248	168	273	296	1221	3677	245.1	6
NWT	102	Kim Bailey	262	202	241	259	164	1128	249	281	272	271	215	1288	326	253	263	199	205	1246	3662	244.1	7
ON	602	Bonnie Dale	194	280	249	186	276	1185	215	202	228	186	291	1122	291	227	258	274	273	1323	3630	242.0	8
NFLD	1102	Susan Holloway	291	257	197	207	219	1171	187	254	198	271	201	1111	339	197	214	225	303	1278	3560	237.3	9
NS	902	Joanne Blades	167	270	192	183	189	1001	258	282	217	281	205	1243	241	206	233	171	202	1053	3297	219.8	10
BC	202	Sontina Haynes	192	190	243	172	176	973	185	284	247	222	224	1162	218	225	203	181	179	1006	3141	209.4	11



2005 CANADIAN OPEN 5 PIN BOWLING CHAMPIONSHIP
EDMONTON, ALBERTA

LADIES' TEAM EVENT - POINTS ONLY

PROVINCIAL CONTINGENT	PINFALL	GAME																		TOTAL	RANK
		1	2	3	4	5	6	7	8	9	10	11	12	13	14	15	16	17	18		
Ontario	19749	0.0	1.0	7.0	7.0	6.0	3.0	3.0	3.0	7.5	6.0	0.0	7.0	2.0	6.5	2.0	8.0	6.0	8.0	83.0	1
Manitoba	19309	1.0	6.0	6.0	0.0	6.0	7.0	5.0	6.0	6.0	7.0	2.0	4.0	5.0	0.0	2.0	7.0	2.0	6.0	78.0	2
Quebec	19315	4.5	0.0	5.0	1.0	6.0	1.0	6.0	3.5	8.0	3.0	3.0	6.0	0.0	1.5	6.0	2.0	7.0	7.0	70.5	3
Newfoundland	18166	7.0	7.0	3.0	1.0	0.0	5.0	5.0	6.0	0.5	0.0	6.0	2.0	6.0	3.0	3.0	8.0	5.0	0.0	67.5	4
Alberta	19443	6.0	1.0	2.0	2.0	6.0	5.0	0.0	4.5	1.0	2.0	3.0	4.0	2.0	7.0	6.0	6.0	0.0	6.0	63.5	5
Saskatchewan	19409	2.0	2.0	7.0	2.0	2.0	7.0	3.0	5.0	0.0	5.0	5.0	6.0	3.0	3.0	8.0	0.0	3.0	0.0	63.0	6
Northern Ontario	18173	2.0	7.0	1.0	7.0	2.0	0.0	8.0	2.0	0.0	6.0	7.0	2.0	6.0	5.0	0.0	1.0	3.0	1.0	60.0	7
British Columbia	18228	6.0	7.0	1.0	6.0	2.0	3.0	2.0	0.0	7.0	1.0	1.0	1.0	4.5	5.0	5.0	0.0	1.0	2.0	54.5	8
Prince Edward Island	17327	3.5	1.0	0.0	6.0	2.0	1.0	0.0	2.0	2.0	2.0	5.0	0.0	3.5	1.0	0.0	0.0	5.0	2.0	36.0	9



2005 CANADIAN OPEN 5 PIN BOWLING CHAMPIONSHIP EDMONTON, ALBERTA

LADIES' TEAM STANDINGS - ALBERTA

NAME		1	2	3	4	5	6	7	8	9	10	11	12	13	14	15	16	17	18	TOTAL	AVERAGE
331 Stacey Sanderson	Score	84	273	217	195	264	223		265	267	154	10	313	56	0	159	188		343	3011	244.8
	Frames	4	10	10	10	10	10		10	10	8	1	10	4	0	6	10		10	123	
	Points	0.0	1.0	1.0	0.0	0.0	0.0		0.0	0.0	0.0	0.0	1.0	0.0	0.0	0.0	0.0		1.0	4.0	
332 Shantelle Szuch	Score	98	67	73	47	264	214		307	287	182	193	0	167	234	225	262		199	2819	231.1
	Frames	6	3	5	3	10	10		10	10	10	9	0	6	10	10	10		10	122	
	Points	0.0	0.0	0.0	0.0	1.0	0.0		1.0	1.0	0.0	0.0	0.0	0.0	0.0	0.0	1.0		0.0	4.0	
333 Annette Bruneau	Score	285	129	95	116	0	131		233	102	30	258	224	259	242	221	73		122	2520	225.0
	Frames	10	7	5	7	0	6		10	6	2	10	10	10	10	10	4		5	112	
	Points	1.0	0.0	0.0	0.0	0.0	1.0		0.0	0.0	0.0	1.0	0.0	1.0	1.0	1.0	0.0		0.0	6.0	
334 Susan Anderson	Score	305	236	245	255	194	52		85	195	231	224	212	221	236	65	196		69	3021	227.1
	Frames	10	10	10	10	10	4		4	10	10	10	10	10	10	4	6		5	133	
	Points	1.0	0.0	1.0	0.0	0.0	0.0		0.0	0.0	0.0	1.0	0.0	0.0	1.0	1.0	0.0		0.0	5.0	
335 Brenda McCannel	Score	310	224	212	237	235	253		101	77	212	285	230	189	289	405	264		234	3757	250.5
	Frames	10	10	10	10	10	10		6	4	10	10	10	10	10	10	10		10	150	
	Points	0.0	0.0	0.0	1.0	1.0	0.0		0.0	0.0	1.0	0.0	0.0	0.0	1.0	1.0	1.0		1.0	7.0	
336 Bev Yaworenko	Score	370	226	226	253	271	370		267	270	269	284	245	288	210	232	288		246	4315	269.7
	Frames	10	10	10	10	10	10		10	10	10	10	10	10	10	10	10		10	160	
	Points	1.0	0.0	0.0	1.0	1.0	1.0		0.5	0.0	1.0	1.0	0.0	1.0	1.0	0.0	1.0		1.0	10.5	
Total Score		1452	1155	1068	1103	1228	1243	0	1258	1198	1078	1254	1224	1180	1211	1307	1271	0	1213	19443	243.04
Total Frames		50	50	50	50	50	50	0	50	50	50	50	50	50	50	50	50	0	50	800	
Match Points		3.0	1.0	2.0	2.0	3.0	2.0	0.0	1.5	1.0	2.0	3.0	1.0	2.0	4.0	3.0	3.0	0.0	3.0	36.5	
Game Points		3.0	0.0	0.0	0.0	3.0	3.0	0.0	3.0	0.0	0.0	0.0	3.0	0.0	3.0	3.0	3.0	0.0	3.0	27.0	
Total Points		6.0	1.0	2.0	2.0	6.0	5.0	0.0	4.5	1.0	2.0	3.0	4.0	2.0	7.0	6.0	6.0	0.0	6.0	63.5	
Opponents		SK	NL	MB	PE	NO	ON	BYE	QC	BC	NO	SK	MB	NL	PE	ON	QC	BYE	BC		
Total Score		1332	1246	1185	1126	1094	1223	0	1220	1276	1256	1310	1217	1246	1117	1036	1209	0	1124	19217	
Total Points Won		2	7	6	6	2	3	0	3.5	7	6	5	4	6	1	2	2	0	2	64.5	

COACH 330

Debbie Boswell



2005 CANADIAN OPEN 5 PIN BOWLING CHAMPIONSHIP

EDMONTON, ALBERTA

LADIES' TEAM STANDINGS - BRITISH COLUMBIA

NAME		GAME																		TOTAL	AVERAGE
		1	2	3	4	5	6	7	8	9	10	11	12	13	14	15	16	17	18		
231 Diane Francis	Score	70	75	250	237	194	237	58		212	208	238	220	200	199	107		0	246	2751	213.3
	Frames	5	4	10	10	10	10	4		10	10	10	10	10	10	6		0	10		
	Points	0.0	0.0	1.0	0.0	1.0	1.0	0.0		1.0	0.0	1.0	0.0	1.0	0.0	0.0		0.0	0.0		
232 Kao Ogilvie	Score	214	282	199	290	214	294	305		310	48	0	146	177	0	116		320	38	2953	252.4
	Frames	10	10	10	10	10	10	10		10	4	0	6	10	0	4		10	3		
	Points	1.0	1.0	0.0	1.0	0.0	1.0	1.0		1.0	0.0	0.0	0.0	1.0	0.0	1.0		1.0	0.0		
233 Andrea Nelson	Score	286	221	115	272	240	253	192		251	202	236	55	171	216	194		220	241	3365	222.8
	Frames	10	10	7	10	10	10	10		10	10	10	4	10	10	10		10	10		
	Points	1.0	1.0	0.0	0.0	0.0	1.0	0.0		1.0	0.0	0.0	0.0	0.0	0.0	0.0		0.0	1.0		
234 Michelle Hruby	Score	214	92	68	267	98	99	334		301	222	218	205	124	306	240		205	241	3234	236.1
	Frames	10	6	3	10	6	5	10		10	10	10	10	7	10	10		10	10		
	Points	0.0	0.0	0.0	1.0	0.0	0.0	1.0		1.0	0.0	0.0	1.0	0.0	1.0	0.0		0.0	1.0		
235 Sherry Lopushinsky	Score	201	253	274	276	228	227	193		0	134	238	192	202	319	286		238	194	3455	236.6
	Frames	10	10	10	10	10	10	10		0	6	10	10	10	10	10		10	10		
	Points	1.0	1.0	0.0	1.0	1.0	0.0	0.0		0.0	0.0	0.0	0.0	0.0	1.0	1.0		0.0	0.0		
236 Michelle Montemurro	Score	93	198	197	0	58	73	125		202	266	190	216	118	181	192		197	164	2470	205.8
	Frames	5	10	10	0	4	5	6		10	10	10	10	3	10	10		10	7		
	Points	0.0	1.0	0.0	0.0	0.0	0.0	0.0		0.0	1.0	0.0	0.0	1.0	0.0	0.0		0.0	0.0		

Total Score	1078	1121	1103	1342	1032	1183	1207	0	1276	1080	1120	1034	992	1221	1135	0	1180	1124	18228	227.9
Total Frames	50	50	50	50	50	50	50	0	50	50	50	50	50	50	50	0	50	50	800	
Match Points	3.0	4.0	1.0	3.0	2.0	3.0	2.0	0.0	4.0	1.0	1.0	1.0	3.0	2.0	2.0	0.0	1.0	2.0	35.0	
Game Points	3.0	3.0	0.0	3.0	0.0	0.0	0.0	0.0	3.0	0.0	0.0	0.0	1.5	3.0	3.0	0.0	0.0	0.0	19.5	
Total Points	6.0	7.0	1.0	6.0	2.0	3.0	2.0	0.0	7.0	1.0	1.0	1.0	4.5	5.0	5.0	0.0	1.0	2.0	54.5	
Opponents	NO	PE	ON	SK	MB	NL	QC	BYE	AB	MB	NO	ON	PE	SK	NL	BYE	QC	AB		
Total Score	1049	1042	1269	1268	1066	1233	1330	0	1198	1185	1138	1204	992	1151	1093	0	1310	1213	18741	
Total Points Won	2	1	7	2	6	5	6	0	1	7	7	7	3.5	3	3	0	7	6	73.5	

COACH

230

Ken Chambers Jr.



2005 CANADIAN OPEN 5 PIN BOWLING CHAMPIONSHIP

EDMONTON, ALBERTA

LADIES' TEAM STANDINGS - MANITOBA

NAME	GAME																		TOTAL	AVERAGE		
	1	2	3	4	5	6	7	8	9	10	11	12	13	14	15	16	17	18				
531 Holly Chaikowski	Score	261	187	0		202	335	252	243	31	257	256	285	228		313	250	61	99	3260	245.1	
	Frames	10	10	0		10	10	10	10	3	10	10	10	10		10	10	4	6	133		
	Points	1.0	0.0	0.0		1.0	1.0	1.0	1.0	0.0	0.0	1.0	1.0	0.0		1.0	1.0	0.0	0.0	9.0		
532 Janna Alblas	Score	219	266	211		69	259	253	211	166	242	105	28	276			255	222	204	274	3260	232.9
	Frames	10	10	10		4	10	10	10	10	10	5	1	10			10	10	10	10	140	
	Points	0.0	1.0	0.0		0.0	1.0	0.0	0.0	0.0	1.0	0.0	0.0	0.0			0.0	0.0	1.0	1.0	5.0	
533 Sandi Anderson	Score	257	281	235		193	211	239	252	360	209	315	252	235			298	280	263	158	4038	252.4
	Frames	10	10	10		10	10	10	10	10	10	10	10	10			10	10	10	10	160	
	Points	0.0	0.0	1.0		0.0	1.0	0.0	1.0	1.0	1.0	0.0	1.0	0.0			1.0	1.0	1.0	0.0	9.0	
534 Karrie Thibert	Score	143	288	227		258	250	278	249	179	263	220	189	255			251	296	190	284	3820	243.3
	Frames	8	10	10		10	10	10	10	10	10	10	9	10			10	10	10	10	157	
	Points	0.0	1.0	1.0		1.0	0.0	1.0	1.0	0.0	1.0	0.0	0.0	1.0			0.0	1.0	0.0	1.0	9.0	
535 Linda Orne	Score	71	105	289		245	234	201	123	270	95	98	225	0			0	295	200	60	2511	248.6
	Frames	2	5	10		10	10	10	5	7	3	5	10	0			0	10	10	4	101	
	Points	0.0	1.0	1.0		1.0	1.0	0.0	0.0	1.0	1.0	1.0	1.0	0.0			0.0	1.0	0.0	0.0	9.0	
536 Tamara Gazley	Score	205	83	223		99	0	0	71	235	119	222	238	276			211	0	158	280	2420	222.0
	Frames	10	5	10		6	0	0	5	10	7	10	10	10			10	0	6	10	109	
	Points	0.0	0.0	0.0		0.0	0.0	0.0	0.0	1.0	0.0	0.0	0.0	1.0			0.0	0.0	0.0	1.0	4.0	
Total Score	1156	1210	1185	0	1066	1289	1223	1149	1241	1185	1216	1217	1270	0			1328	1343	1076	1155	19309	241.4
Total Frames	50	50	50	0	50	50	50	50	50	50	50	50	50	0			50	50	50	50	800	
Match Points	1.0	3.0	3.0	0.0	3.0	4.0	2.0	3.0	3.0	4.0	2.0	4.0	2.0	0.0			2.0	4.0	2.0	3.0	45.0	
Game Points	0.0	3.0	3.0	0.0	3.0	3.0	3.0	3.0	3.0	3.0	0.0	0.0	3.0	0.0			0.0	3.0	0.0	3.0	33.0	
Total Points	1.0	6.0	6.0	0.0	6.0	7.0	5.0	6.0	6.0	7.0	2.0	4.0	5.0	0.0			2.0	7.0	2.0	6.0	78.0	
Opponents	NL	SK	AB	BYE	BC	QC	ON	NO	PE	BC	NL	AB	SK	BYE	QC	NO	ON	PE				
Total Score	1229	1184	1068	0	1032	1136	1212	1133	1134	1080	1344	1224	1207	0			1426	1173	1216	1035	18833	
Total Points Won	7	2	2	0	2	1	3	2	2	1	6	4	3	0			6	1	6	2	50.0	

COACH 530

Dylis Turner



2005 CANADIAN OPEN 5 PIN BOWLING CHAMPIONSHIP

EDMONTON, ALBERTA

LADIES' TEAM STANDINGS - NEWFOUNDLAND

NAME		1	2	3	4	5	6	7	8	9	10	11	12	13	14	15	16	17	18	TOTAL	AVERAGE
1131 Keri Garland	Score	215	308	205	71		238	226	249	198		368	238	306	217	201	241	350	181	3812	245.9
	Frames	10	10	10	5		10	10	10	10		10	10	10	10	10	10	10	10	155	
	Points	1.0	1.0	0.0	0.0		0.0	0.0	1.0	0.0		1.0	1.0	1.0	1.0	1.0	1.0	1.0	0.0	10.0	
1132 Wendy McCrindle	Score	306	88	44	195		303	233	217	212		283	274	235	137	270	182	105	92	3176	228.5
	Frames	10	6	3	10		10	10	10	10		10	10	10	9	10	10	6	5	139	
	Points	1.0	0.0	0.0	0.0		1.0	1.0	1.0	0.0		1.0	1.0	0.0	0.0	1.0	1.0	0.0	0.0	8.0	
1133 Lisa Voisey	Score	188	238	258	191		225	205	79	175		168	190	222	255	281	174	173	187	3209	208.4
	Frames	10	10	10	10		10	10	4	10		10	10	10	10	10	10	10	10	154	
	Points	0.0	1.0	1.0	0.0		0.0	0.0	0.0	0.0		0.0	0.0	0.0	1.0	1.0	1.0	0.0	0.0	5.0	
1134 Bev Dowden	Score	242	237	217	199		212	234	106	78		174	29	232	288	172	240	212	182	3054	213.6
	Frames	10	10	10	10		10	10	6	5		10	2	10	10	10	10	10	10	143	
	Points	1.0	1.0	1.0	0.0		0.0	0.0	1.0	0.0		0.0	0.0	1.0	1.0	0.0	1.0	0.0	0.0	7.0	
1135 Susan Holloway	Score	278	288	257	212		255	300	193	303		351	201	251	222	169	277	237	239	4033	252.1
	Frames	10	10	10	10		10	10	10	10		10	10	10	10	10	10	10	10	160	
	Points	1.0	1.0	1.0	1.0		1.0	1.0	0.0	0.5		1.0	0.0	1.0	0.0	0.0	1.0	1.0	0.0	10.5	
1136 Bonnie Hudson	Score	0	87	131	61		0	0	190	106		0	127	0	28	0	0	79	73	882	180.0
	Frames	0	4	7	5		0	0	10	5		0	8	0	1	0	0	4	5	49	
	Points	0.0	0.0	0.0	0.0		0.0	0.0	0.0	0.0		0.0	0.0	0.0	0.0	0.0	0.0	0.0	0.0	0.0	

Total Score	1229	1246	1112	929	0	1233	1198	1034	1072	0	1344	1059	1246	1147	1093	1114	1156	954	18166	227.1
Total Frames	50	50	50	50	0	50	50	50	50	0	50	50	50	50	50	50	50	50	800	
Match Points	4.0	4.0	3.0	1.0	0.0	2.0	2.0	3.0	0.5	0.0	3.0	2.0	3.0	3.0	3.0	5.0	2.0	0.0	40.5	
Game Points	3.0	3.0	0.0	0.0	0.0	3.0	3.0	3.0	0.0	0.0	3.0	0.0	3.0	0.0	0.0	3.0	3.0	0.0	27.0	
Total Points	7.0	7.0	3.0	1.0	0.0	5.0	5.0	6.0	0.5	0.0	6.0	2.0	6.0	3.0	3.0	8.0	5.0	0.0	67.5	
Opponents	MB	AB	QC	NO	BYE	BC	SK	PE	ON	BYE	MB	QC	AB	NO	BC	PE	SK	ON		
Total Score	1156	1155	1145	1110	0	1183	1155	1027	1256	0	1216	1252	1180	1153	1135	889	1152	1372	18536	
Total Points Won	1	1	5	7	0	3	3	2	7.5	0	2	6	2	5	5	0	3	8	60.5	

COACH 1130

Jim Bursey



2005 CANADIAN OPEN 5 PIN BOWLING CHAMPIONSHIP

EDMONTON, ALBERTA

LADIES' TEAM STANDINGS - NORTHERN ONTARIO

NAME		GAME																		TOTAL	AVERAGE	
		1	2	3	4	5	6	7	8	9	10	11	12	13	14	15	16	17	18			
731 Yvette MacLellan	Score	178	273	181	127	76		93	263	197	247	265	165	93	0		185	230	53	2626	215.2	
	Frames	10	10	10	4	4		4	10	10	10	10	10	5	0		10	10	5			122
	Points	0.0	1.0	0.0	1.0	0.0		1.0	1.0	0.0	0.0	1.0	0.0	0.0	0.0		0.0	1.0	0.0			6.0
732 Doris Kirkey	Score	98	120	0	224	115		256	224	195	275	208	233	78	193		0	0	109	2328	215.6	
	Frames	6	6	0	10	6		10	10	10	10	10	10	5	10		0	0	5			108
	Points	0.0	0.0	0.0	1.0	0.0		1.0	1.0	0.0	1.0	1.0	0.0	0.0	0.0		0.0	0.0	0.0			5.0
733 Chris Godin	Score	73	146	237	89	273		320	242	216	103	246	244	376	333		265	187	218	3568	260.4	
	Frames	4	4	10	6	10		10	10	10	3	10	10	10	10		10	10	10			137
	Points	0.0	0.0	0.0	0.0	1.0		1.0	0.0	0.0	0.0	1.0	1.0	1.0	1.0		0.0	0.0	1.0			7.0
734 Johanne Roux	Score	273	200	268	211	207		86	97	200	251	221	246	202	232		230	260	182	3366	224.4	
	Frames	10	10	10	10	10		6	4	10	10	10	10	10	10		10	10	10			150
	Points	1.0	1.0	1.0	0.0	0.0		0.0	0.0	0.0	1.0	1.0	1.0	0.0	1.0		1.0	1.0	0.0			9.0
735 Denise Blake	Score	206	236	230	220	211		230	200	241	273	198	175	340	187		263	232	180	3622	226.4	
	Frames	10	10	10	10	10		10	10	10	10	10	10	10	10		10	10	10			160
	Points	0.0	1.0	0.0	1.0	1.0		1.0	0.0	0.0	1.0	0.0	0.0	1.0	0.0		0.0	0.0	0.0			6.0
736 Suzanne Paquet	Score	221	273	197	239	212		211	107	0	107	0	0	214	208		230	242	202	2663	216.5	
	Frames	10	10	10	10	10		10	6	0	7	0	0	10	10		10	10	10			123
	Points	1.0	1.0	0.0	1.0	0.0		1.0	0.0	0.0	0.0	0.0	0.0	1.0	0.0		0.0	1.0	0.0			6.0

Total Score	1049	1248	1113	1110	1094	0	1196	1133	1049	1256	1138	1063	1303	1153	0	1173	1151	944	18173	227.2
Total Frames	50	50	50	50	50	0	50	50	50	50	50	50	50	50	0	50	50	50	800	
Match Points	2.0	4.0	1.0	4.0	2.0	0.0	5.0	2.0	0.0	3.0	4.0	2.0	3.0	2.0	0.0	1.0	3.0	1.0	39.0	
Game Points	0.0	3.0	0.0	3.0	0.0	0.0	3.0	0.0	0.0	3.0	3.0	0.0	3.0	3.0	0.0	0.0	0.0	0.0	21.0	
Total Points	2.0	7.0	1.0	7.0	2.0	0.0	8.0	2.0	0.0	6.0	7.0	2.0	6.0	5.0	0.0	1.0	3.0	1.0	60.0	
Opponents	BC	ON	SK	NL	AB	BYE	PE	MB	QC	AB	BC	SK	ON	NL	BYE	MB	PE	QC		
Total Score	1078	1110	1361	929	1228	0	1134	1149	1219	1078	1120	1170	1161	1147	0	1343	1230	1013	18470	
Total Points Won	6	1	7	1	6	0	0	6	8	2	1	6	2	3	0	7	5	7	68.0	

COACH 730

Jerome Lesny



2005 CANADIAN OPEN 5 PIN BOWLING CHAMPIONSHIP

EDMONTON, ALBERTA

LADIES' TEAM STANDINGS - ONTARIO

NAME		GAME																		TOTAL	AVERAGE
		1	2	3	4	5	6	7	8	9	10	11	12	13	14	15	16	17	18		
631 Connie Ward	Score		120	0	95	103	0	210	258	250	262		275	165	87	253	236	307	325	2946	254.0
	Frames		5	0	4	4	0	10	10	10	10		10	10	3	10	10	10	10	116	
	Points		0.0	0.0	0.0	0.0	0.0	0.0	1.0	1.0	1.0		1.0	0.0	0.0	1.0	1.0	1.0	1.0	8.0	
632 Kelly Martin	Score		196	226	310	218	164	0	135	214	295		244	222	298	166	241	282	227	3438	238.8
	Frames		10	10	10	10	10	0	4	10	10		10	10	10	10	10	10	10	144	
	Points		0.0	1.0	1.0	0.0	0.0	0.0	0.0	0.0	1.0	1.0		1.0	0.0	1.0	0.0	1.0	1.0	1.0	9.0
633 Shannon Glover	Score		224	227	103	232	323	267	188	0	0		75	89	352	162	0	80	0	2322	234.5
	Frames		10	10	6	10	10	10	10	0	0		3	5	10	10	0	5	0	99	
	Points		0.0	0.0	0.0	1.0	0.0	1.0	0.0	0.0	0.0		0.0	0.0	1.0	0.0	0.0	0.0	0.0	3.0	
634 Sandy Lyons	Score		79	214	243	292	239	214	248	255	255		122	276	257	228	265	78	267	3532	240.3
	Frames		5	10	10	10	10	10	10	10	10		7	10	10	10	10	5	10	147	
	Points		0.0	1.0	1.0	1.0	1.0	0.0	1.0	1.0	0.0		0.0	1.0	1.0	1.0	1.0	0.0	1.0	11.0	
635 Brenda Campbell	Score		216	268	308	90	239	228	123	234	279		218	329	207	83	258	194	301	3575	243.2
	Frames		10	10	10	6	10	10	6	10	10		10	10	10	5	10	10	10	147	
	Points		0.0	1.0	1.0	0.0	1.0	1.0	0.0	1.0	1.0		1.0	1.0	0.5	0.0	1.0	0.0	1.0	10.5	
636 Barb McLachlan	Score		275	334	354	281	258	293	233	303	229		270	80	137	144	218	275	252	3936	267.8
	Frames		10	10	10	10	10	10	10	10	10		10	5	7	5	10	10	10	147	
	Points		1.0	1.0	1.0	1.0	1.0	1.0	1.0	0.5	0.0		1.0	0.0	0.0	0.0	1.0	1.0	1.0	11.5	

Total Score	0	1110	1269	1413	1216	1223	1212	1185	1256	1320	0	1204	1161	1338	1036	1218	1216	1372	19749	246.9
Total Frames	0	50	50	50	50	50	50	50	50	50	0	50	50	50	50	50	50	50	800	
Match Points	0.0	1.0	4.0	4.0	3.0	3.0	3.0	3.0	4.5	3.0	0.0	4.0	2.0	3.5	2.0	5.0	3.0	5.0	53.0	
Game Points	0.0	0.0	3.0	3.0	3.0	0.0	0.0	0.0	3.0	3.0	0.0	3.0	0.0	3.0	0.0	3.0	3.0	3.0	30.0	
Total Points	0.0	1.0	7.0	7.0	6.0	3.0	3.0	3.0	7.5	6.0	0.0	7.0	2.0	6.5	2.0	8.0	6.0	8.0	83.0	
Opponents	BYE	NO	BC	QC	PE	AB	MB	SK	NL	PE	BYE	BC	NO	QC	AB	SK	MB	NL		
Total Score	0	1248	1103	1167	1029	1243	1223	1190	1072	1175	0	1034	1303	1224	1307	1043	1076	954	18391	
Total Points Won	0	7	1	1	2	5	5	5	0.5	2	0	1	6	1.5	6	0	2	0	45.0	

COACH 630

Martin Talbot



2005 CANADIAN OPEN 5 PIN BOWLING CHAMPIONSHIP

EDMONTON, ALBERTA

LADIES' TEAM STANDINGS - PRINCE EDWARD ISLAND

NAME		GAME																		TOTAL	AVERAGE
		1	2	3	4	5	6	7	8	9	10	11	12	13	14	15	16	17	18		
1031 Kathy Taylor	Score	226	194		133	66	179	300	287	288	233	284		247	274	200	229	300	203	3643	241.3
	Frames	10	10		7	4	10	10	10	10	10	10		10	10	10	10	10	10	151	
	Points	0.0	0.0		0.0	0.0	0.0	0.0	0.0	1.0	0.0	1.0		1.0	0.0	0.0	0.0	1.0	1.0	6.0	
1032 Sue MacPherson	Score	114	13		258	220	226	213	85	114	264	236		209	263	200	175	229	195	3014	218.4
	Frames	7	1		10	10	10	10	6	4	10	10		10	10	10	10	10	10	138	
	Points	0.0	0.0		1.0	1.0	0.0	0.0	0.0	0.0	1.0	1.0		0.0	1.0	0.0	0.0	0.0	0.0	5.0	
1033 Andrea Gallant	Score	223	166		65	208	202	209	200	101	61	191		175	212	227	76	170	220	2706	203.5
	Frames	10	9		3	10	10	10	10	6	4	10		10	10	10	6	5	10	133	
	Points	1.0	0.0		0.0	0.0	0.0	0.0	0.0	1.0	0.0	0.0		0.0	0.0	0.0	0.0	0.0	1.0	3.0	
1034 Pat McKinnon	Score	178	196		216	107	133	88	65	190	213	270		106	0	214	163	259	64	2462	201.8
	Frames	10	10		10	6	4	6	4	10	10	10		7	0	10	10	10	5	122	
	Points	0.0	0.0		1.0	0.0	1.0	0.0	0.0	1.0	0.0	0.0		0.0	0.0	0.0	0.0	1.0	0.0	4.0	
1035 Joanie MacLeod	Score	110	260		182	222	228	249	206	213	128	40		182	181	148	181	206	232	2968	218.2
	Frames	3	10		10	10	10	10	10	10	6	2		10	10	5	10	10	10	136	
	Points	1.0	1.0		0.0	0.0	0.0	0.0	1.0	1.0	0.0	0.0		0.0	0.0	0.0	0.0	0.0	0.0	3.0	
1036 Nina Costain	Score	261	213		272	206	79	75	184	228	276	142		73	187	86	65	66	121	2534	211.2
	Frames	10	10		10	10	6	4	10	10	10	8		3	10	5	4	5	5	120	
	Points	0.0	0.0		1.0	1.0	0.0	0.0	0.0	0.0	0.0	0.0		1.0	0.0	0.0	0.0	0.0	0.0	3.0	

Total Score	1112	1042	0	1126	1029	1047	1134	1027	1134	1175	1163	0	992	1117	1075	889	1230	1035	17327	216.6
Total Frames	50	50	0	50	50	50	50	50	50	50	50	0	50	50	50	50	50	50	800	
Match Points	2.0	1.0	0.0	3.0	2.0	1.0	0.0	2.0	2.0	2.0	2.0	0.0	2.0	1.0	0.0	0.0	2.0	2.0	24.0	
Game Points	1.5	0.0	0.0	3.0	0.0	0.0	0.0	0.0	0.0	0.0	3.0	0.0	1.5	0.0	0.0	0.0	3.0	0.0	12.0	
Total Points	3.5	1.0	0.0	6.0	2.0	1.0	0.0	2.0	2.0	2.0	5.0	0.0	3.5	1.0	0.0	0.0	5.0	2.0	36.0	
Opponents	QC	BC	BYE	AB	ON	SK	NO	NL	MB	ON	QC	BYE	BC	AB	SK	NL	NO	MB		
Total Score	1112	1121	0	1103	1216	1419	1196	1034	1241	1320	1147	0	992	1211	1230	1114	1151	1155	18762	
Total Points Won	4.5	7	0	2	6	7	8	6	6	6	3	0	4.5	7	8	8	3	6	92.0	

COACH 1030

Bill Giggey



**2005 CANADIAN OPEN 5 PIN BOWLING CHAMPIONSHIP
EDMONTON, ALBERTA**

LADIES' TEAM STANDINGS - QUEBEC

NAME	GAME	GAME																		TOTAL	AVERAGE
		1	2	3	4	5	6	7	8	9	10	11	12	13	14	15	16	17	18		
831 Hélène Godmaire	Score	203		202	194	0	209	256	191	234	247	226	329		207	45	105	15	117	2780	226.0
	Frames	10		10	10	0	10	10	10	10	10	10	10		10	1	6	1	5	123	
	Points	0.0		0.0	0.0	0.0	0.0	1.0	1.0	1.0	1.0	0.0	1.0		0.5	0.0	0.0	0.0	1.0	6.5	
832 Céline Renaud	Score	234		233	234	239	144	108	151	230	249	218	261		257	340	213	230	206	3547	239.7
	Frames	10		10	10	10	7	6	5	10	10	10	10		10	10	10	10	10	148	
	Points	1.0		0.0	0.0	0.0	0.0	1.0	0.0	1.0	1.0	1.0	1.0		1.0	1.0	1.0	0.0	1.0	10.0	
833 Lynn Allard	Score	265		306	262	207	85	208	93	0	171	271	191		280	294	248	240	201	3322	240.7
	Frames	10		10	10	10	3	10	5	0	10	10	10		10	10	10	10	10	138	
	Points	1.0		1.0	0.0	0.0	0.0	0.0	0.0	0.0	0.0	1.0	0.0		0.0	0.0	0.0	1.0	0.0	4.0	
834 Isabelle Savard	Score	238		186	0	254	272	275	241	294	135	0	219		244	278	361	284	73	3354	252.2
	Frames	10		10	0	10	10	10	10	10	8	0	10		10	10	10	10	5	133	
	Points	1.0		0.0	0.0	1.0	1.0	1.0	1.0	1.0	1.0	0.0	0.0	1.0		0.0	1.0	1.0	0.0	10.0	
835 Christine Ryan	Score	88		0	227	266	215	150	267	218	35	205	0		0	266	226	251	227	2641	237.9
	Frames	6		0	10	10	10	4	10	10	2	10	0		0	10	10	9	10	111	
	Points	0.0		0.0	0.0	1.0	0.0	0.0	0.5	1.0	0.0	1.0	0.0		0.0	0.0	0.0	1.0	1.0	5.5	
836 Marie-Josée Thibault	Score	84		218	250	327	211	333	277	243	275	227	252		236	203	56	290	189	3671	249.7
	Frames	4		10	10	10	10	10	10	10	10	10	10		10	9	4	10	10	147	
	Points	0.0		1.0	1.0	1.0	0.0	0.0	1.0	1.0	1.0	0.0	0.0		0.0	1.0	0.0	1.0	1.0	9.0	
Total Score	1112	0	1145	1167	1293	1136	1330	1220	1219	1112	1147	1252	0	1224	1426	1209	1310	1013	19315	241.4	
Total Frames	50	0	50	50	50	50	50	50	50	50	50	50	0	50	50	50	50	50	800		
Match Points	3.0	0.0	2.0	1.0	3.0	1.0	3.0	3.5	5.0	3.0	3.0	3.0	0.0	1.5	3.0	2.0	4.0	4.0	45.0		
Game Points	1.5	0.0	3.0	0.0	3.0	0.0	3.0	0.0	3.0	0.0	0.0	3.0	0.0	0.0	3.0	0.0	3.0	3.0	25.5		
Total Points	4.5	0.0	5.0	1.0	6.0	1.0	6.0	3.5	8.0	3.0	3.0	6.0	0.0	1.5	6.0	2.0	7.0	7.0	70.5		
Opponents	PE	BYE	NL	ON	SK	MB	BC	AB	NO	SK	PE	NL	BYE	ON	MB	AB	BC	NO			
Total Score	1112	0	1112	1413	1096	1289	1207	1258	1049	1141	1163	1059	0	1338	1328	1271	1180	944	18960		
Total Points Won	3.5	0	3	7	2	7	2	4.5	0	5	5	2	0	6.5	2	6	1	1	57.5		

COACH

830

Gaetan Coté



**2005 CANADIAN OPEN 5 PIN BOWLING CHAMPIONSHIP
EDMONTON, ALBERTA**

LADIES' TEAM STANDINGS - SASKATCHEWAN

NAME	GAME	GAME																		TOTAL	AVERAGE
		1	2	3	4	5	6	7	8	9	10	11	12	13	14	15	16	17	18		
431 Amber Spark	Score	250	283	265	321	85	269	232	235		240	265	231	195	263	106	239	276		3755	247.0
	Frames	10	10	10	10	6	10	10	10		10	10	10	10	10	6	10	10		152	
	Points	0.0	0.0	1.0	1.0	0.0	1.0	1.0	1.0	1.0		1.0	1.0	1.0	0.0	1.0	0.0	0.0	0.0		9.0
432 Janet Peters	Score	259	183	130	253	220	321	149	223		123	247	89	200	0	315	222	91		3025	227.4
	Frames	10	10	6	10	10	10	8	10		8	10	6	10	0	10	10	5		133	
	Points	0.0	0.0	0.0	1.0	0.0	1.0	0.0	0.0	0.0		0.0	0.0	0.0	0.0	0.0	1.0	0.0	0.0		3.0
433 Andrea Huber	Score	251	256	296	216	264	211	292	349		275	215	275	280	223	219	175	232		4029	251.8
	Frames	10	10	10	10	10	10	10	10		10	10	10	10	10	10	10	10		160	
	Points	0.0	1.0	1.0	0.0	1.0	0.0	1.0	1.0	1.0		1.0	0.0	1.0	1.0	0.0	1.0	0.0	1.0		10.0
434 Crystal Orenchuk	Score	363	287	326	273	247	285	216	170		230	325	271	244	245	237	207	233		4159	259.9
	Frames	10	10	10	10	10	10	10	10		10	10	10	10	10	10	10	10		160	
	Points	1.0	1.0	1.0	0.0	1.0	1.0	0.0	0.0	0.0		0.0	1.0	1.0	1.0	1.0	1.0	0.0	0.0		10.0
435 Julie Kolendreski	Score	209	67	271	70	213	333	240	213		218	258	184	288	208	245	200	222		3439	233.9
	Frames	10	4	10	3	10	10	10	10		10	10	10	10	10	10	10	10		147	
	Points	1.0	0.0	1.0	0.0	0.0	1.0	1.0	0.0	0.0		0.0	0.0	0.0	1.0	0.0	1.0	0.0	1.0		7.0
436 Melissa Mueller	Score	0	108	73	135	67	0	26	0		55	0	120	0	212	108	0	98		1002	208.8
	Frames	0	6	4	7	4	0	2	0		2.0	0.0	4.0	0	10	4	0	5		48	
	Points	0.0	0.0	0.0	0.0	0.0	0.0	0.0	0.0	0.0		0.0	0.0	0.0	0.0	1.0	1.0	0.0	1.0		3.0
Total Score		1332	1184	1361	1268	1096	1419	1155	1190	0	1141	1310	1170	1207	1151	1230	1043	1152	0	19409	242.6125
Total Frames		50	50	50	50	50	50	50	50	0	50	50	50	50	50	50	50	50	0	800	
Match Points		2.0	2.0	4.0	2.0	2.0	4.0	3.0	2.0	0.0	2.0	2.0	3.0	3.0	3.0	5.0	0.0	3.0	0.0	42.0	
Game Points		0.0	0.0	3.0	0.0	0.0	3.0	0.0	3.0	0.0	3.0	3.0	3.0	0.0	0.0	3.0	0.0	0.0	0.0	21.0	
Total Points		2.0	2.0	7.0	2.0	2.0	7.0	3.0	5.0	0.0	5.0	5.0	6.0	3.0	3.0	8.0	0.0	3.0	0.0	63.0	
Opponents		AB	MB	NO	BC	QC	PE	NL	ON	BYE	QC	AB	NO	MB	BC	PE	ON	NL	BYE		
Total Score		1452	1210	1113	1342	1293	1047	1198	1185	0	1112	1254	1063	1270	1221	1075	1218	1156	0	19209	
Total Points Won		6	6	1	6	6	1	5	3	0	3	3	2	5	5	0	8	5	0	65.0	

COACH 430

Gaston Gourdeau



2005 CANADIAN OPEN 5 PIN BOWLING CHAMPIONSHIP
EDMONTON, ALBERTA

MEN'S TEAM EVENT - POINTS ONLY

PROVINCIAL CONTINGENT	PINFALL	GAME																		TOTAL	RANK
		1	2	3	4	5	6	7	8	9	10	11	12	13	14	15	16	17	18		
Alberta	20478	7.0	1.0	6.0	5.0	0.0	8.0	2.0	1.0	2.0	2.0	7.0	0.0	6.0	7.0	7.0	6.0	7.0	5.0	79.0	1
Ontario	20479	6.0	7.0	6.0	1.0	6.0	6.0	7.0	6.0	0.0	7.0	1.0	8.0	3.0	7.0	1.0	1.0	0.0	3.0	76.0	2
British Columbia	19553	7.0	2.0	6.0	3.0	6.0	1.0	1.0	0.0	5.0	7.0	5.5	2.0	2.0	6.0	6.0	7.0	7.0	0.0	73.5	3
Newfoundland	19870	2.0	6.0	2.0	8.0	2.0	0.0	6.0	6.0	2.0	1.0	1.0	6.0	6.0	0.0	2.0	6.0	8.0	7.0	71.0	4
Northern Ontario	20009	1.0	7.0	0.0	7.0	3.0	6.0	6.0	2.0	6.0	1.0	0.0	7.0	5.0	2.0	6.0	2.0	0.0	3.0	64.0	5
Manitoba	19260	0.0	6.0	1.0	6.0	5.0	2.0	2.0	7.0	5.0	0.0	6.0	1.0	6.0	1.0	2.0	2.0	8.0	3.0	63.0	6
Quebec	19199	1.0	2.0	2.0	2.0	8.0	7.0	0.0	6.0	6.0	3.0	7.0	2.0	2.0	2.0	6.0	0.0	1.0	5.0	62.0	7
Saskatchewan	19955	1.0	0.0	7.0	0.0	0.0	2.0	6.0	2.0	3.0	6.0	2.0	6.0	2.0	6.0	0.0	8.0	1.0	5.0	57.0	8
Prince Edward Island	17556	7.0	1.0	2.0	0.0	2.0	0.0	2.0	2.0	3.0	5.0	2.5	0.0	0.0	1.0	2.0	0.0	0.0	1.0	30.5	9



2005 CANADIAN OPEN 5 PIN BOWLING CHAMPIONSHIP

EDMONTON, ALBERTA

MEN'S TEAM STANDINGS - ALBERTA

NAME		1	2	3	4	5	6	7	8	9	10	11	12	13	14	15	16	17	18	TOTAL	AVERAGE
321 Brad Aasen	Score	111	13	289	242		332	185	0	90	243	0		246	135	236	132	295	248	2797	243.2
	Frames	6	1	10	10		10	10	0	5	10	0		10	7	10	6	10	10	115	
	Points	1.0	0.0	1.0	1.0		1.0	0.0	0.0	0.0	1.0	0.0		1.0	0.0	0.0	0.0	1.0	0.0	7.0	
322 Gary Baird	Score	285	279	305	194		127	79	211	286	318	217		241	278	306	302	306	260	3994	268.1
	Frames	10	10	10	9		6	4	10	10	10	10		10	10	10	10	10	10	149	
	Points	0.0	1.0	1.0	0.0		1.0	0.0	0.0	0.0	1.0	0.0		0.0	1.0	1.0	1.0	1.0	1.0	9.0	
323 Vince Chartier	Score	249	215	303	235		292	111	293	233	150	265		314	106	345	291	261	163	3826	263.9
	Frames	10	10	10	10		10	6	10	10	8	10		10	3	10	10	10	8	145	
	Points	1.0	0.0	1.0	1.0		1.0	0.0	0.0	1.0	0.0	1.0		1.0	0.0	1.0	1.0	0.0	0.0	9.0	
324 Lawrence Fobert	Score	315	246	253	263		266	295	315	192	48	216		80	322	265	234	199	305	3814	264.9
	Frames	10	10	10	10		10	10	10	10	2	10		2	10	10	10	10	10	144	
	Points	1.0	0.0	0.0	0.0		1.0	1.0	1.0	0.0	0.0	1.0		1.0	1.0	1.0	0.0	1.0	1.0	10.0	
325 Blair Pizzey	Score	120	229	88	15		85	222	250	166	226	293		186	265	227	234	218	214	3038	245.0
	Frames	4	10	5	1		4	10	10	5	10	10		8	10	10	10	7	10	124	
	Points	0.0	0.0	0.0	0.0		0.0	0.0	0.0	0.0	0.0	1.0		0.0	1.0	1.0	1.0	1.0	0.0	5.0	
326 Greg Gigliuk	Score	282	172	91	225		286	279	249	251	288	259		240	220	0	72	47	48	3009	244.6
	Frames	10	9	5	10		10	10	10	10	10	10		10	10	0	4	3	2	123	
	Points	1.0	0.0	0.0	0.0		1.0	1.0	0.0	1.0	0.0	1.0		0.0	1.0	0.0	0.0	0.0	0.0	6.0	
Total Score		1362	1154	1329	1174	0	1388	1171	1318	1218	1273	1250	0	1307	1326	1379	1265	1326	1238	20478	255.98
Total Frames		50	50	50	50	0	50	50	50	50	50	50	0	50	50	50	50	50	50	800	
Match Points		4.0	1.0	3.0	2.0	0.0	5.0	2.0	1.0	2.0	2.0	4.0	0.0	3.0	4.0	4.0	3.0	4.0	2.0	46.0	
Game Points		3.0	0.0	3.0	3.0	0.0	3.0	0.0	0.0	0.0	0.0	3.0	0.0	3.0	3.0	3.0	3.0	3.0	3.0	33.0	
Total Points		7.0	1.0	6.0	5.0	0.0	8.0	2.0	1.0	2.0	2.0	7.0	0.0	6.0	7.0	7.0	6.0	7.0	5.0	79.0	
Opponents		SK	ON	NL	BC	BYE	PE	NO	MB	QC	SK	NL	BYE	BC	PE	ON	NO	QC	MB		
Total Score		1135	1409	1277	1120	0	1101	1301	1368	1263	1291	1177	0	1205	1166	1259	1213	1119	1181	19585	
Total Points Won		1	7	2	3	0	0	6	7	6	6	1	0	2	1	1	2	1	3	49.0	

COACH

320

Mike Tweedy



2005 CANADIAN OPEN 5 PIN BOWLING CHAMPIONSHIP

EDMONTON, ALBERTA

MEN'S TEAM STANDINGS - BRITISH COLUMBIA

NAME		GAME																		TOTAL	AVERAGE
		1	2	3	4	5	6	7	8	9	10	11	12	13	14	15	16	17	18		
221 Mike Warren	Score	326	232	299	275	265	210	233		298	293	231	200	255	275	329	278	251		4250	265.6
	Frames	10	10	10	10	10	10	10		10	10	10	10	10	10	10	10	10		160	
	Points	1.0	1.0	1.0	1.0	0.0	0.0	0.0		1.0	1.0	0.0	0.0	0.0	1.0	1.0	1.0	1.0		10.0	
222 Kelly Glencross	Score	282	113	96	136	0	118	259		269	219	203	273	248	319	292	262	288		3377	252.0
	Frames	10	6	4	8	0	6	10		10	10	10	10	10	10	10	10	10		134	
	Points	1.0	0.0	0.0	0.0	0.0	0.0	1.0		1.0	1.0	0.0	1.0	1.0	1.0	0.0	1.0	1.0		9.0	
223 Doug Craig	Score	293	300	192	58	248	186	212		0	142	120	268	253	181	300	228	0		2981	246.4
	Frames	10	10	10	2	10	10	10		0	8	3	10	10	8	10	10	0		121	
	Points	1.0	1.0	0.0	0.0	1.0	0.0	0.0		0.0	0.0	0.5	1.0	1.0	0.0	1.0	0.0	0.0		6.5	
224 George Bellon	Score	236	271	84	232	228	238	94		256	314	258	217	169	30	226	306	264		3423	241.1
	Frames	10	10	6	10	10	10	6		10	10	10	10	8	2	10	10	10		142	
	Points	1.0	0.0	0.0	1.0	0.0	1.0	0.0		0.0	1.0	1.0	0.0	0.0	0.0	1.0	1.0	1.0		8.0	
225 Phil Gliége	Score	115	93	213	189	285	189	177		209	26	121	0	243	211	0	0	247		2318	210.7
	Frames	7	4	10	10	10	10	10		10	2	7	0	10	10	0	0	10		110	
	Points	0.0	0.0	1.0	0.0	1.0	0.0	0.0		0.0	0.0	0.0	0.0	0.0	0.0	0.0	0.0	1.0		3.0	
226 Taz Smith	Score	73	190	276	230	248	95	73		219	270	221	195	37	350	240	228	259		3204	240.9
	Frames	3	10	10	10	10	4	4		10	10	10	10	2	10	10	10	10		133	
	Points	0.0	0.0	1.0	1.0	1.0	0.0	0.0		0.0	1.0	1.0	0.0	0.0	1.0	0.0	1.0	0.0		7.0	

Total Score	1325	1199	1160	1120	1274	1036	1048	0	1251	1264	1154	1153	1205	1366	1387	1302	1309	0	19553	244.4
Total Frames	50	50	50	50	50	50	50	0	50	50	50	50	50	50	50	50	50	0	800	
Match Points	4.0	2.0	3.0	3.0	3.0	1.0	1.0	0.0	2.0	4.0	2.5	2.0	2.0	3.0	3.0	4.0	4.0	0.0	43.5	
Game Points	3.0	0.0	3.0	0.0	3.0	0.0	0.0	0.0	3.0	3.0	3.0	0.0	0.0	3.0	3.0	3.0	3.0	0.0	30.0	
Total Points	7.0	2.0	6.0	3.0	6.0	1.0	1.0	0.0	5.0	7.0	5.5	2.0	2.0	6.0	6.0	7.0	7.0	0.0	73.5	
Opponents	NO	MB	PE	AB	NL	QC	ON	BYE	SK	NO	PE	NL	AB	QC	MB	ON	SK	BYE		
Total Score	1206	1358	1093	1174	1230	1272	1478	0	1248	1169	1133	1163	1307	1224	1115	1096	1196	0	19462	
Total Points Won	1	6	2	5	2	7	7	0	3	1	2.5	6	6	2	2	1	1	0	54.5	

COACH

220

Dave Andres



2005 CANADIAN OPEN 5 PIN BOWLING CHAMPIONSHIP

EDMONTON, ALBERTA

MEN'S TEAM STANDINGS - MANITOBA

NAME	GAME																		TOTAL	AVERAGE	
	1	2	3	4	5	6	7	8	9	10	11	12	13	14	15	16	17	18			
521 Kevin Fisher	Score		319	195	209	218	75	160	0	83		262	191	0	193	103	117	243	213	2581	216.9
	Frames		10	10	10	10	3	10	0	4		10	10	0	10	7	5	10	10	119	
	Points		1.0	0.0	0.0	0.0	0.0	0.0	0.0	0.0	0.0		0.0	0.0	0.0	0.0	0.0	1.0	1.0	3.0	
522 Randy McFarlane	Score		272	260	249	420	255	280	213	118		208	115	185	0	208	89	0	115	2987	251.0
	Frames		10	10	10	10	10	10	10	6		10	5	10	0	10	5	0	3	119	
	Points		0.0	0.0	1.0	1.0	0.0	1.0	0.0	0.0	0.0		0.0	0.0	0.0	0.0	0.0	0.0	1.0	4.0	
523 Ken Wilson	Score		138	125	124	229	226	285	248	285		311	193	261	210	200	278	244	274	3631	245.3
	Frames		7	4	7	10	10	10	10	10		10	10	10	10	10	10	10	10	148	
	Points		0.0	0.0	0.0	0.0	1.0	1.0	1.0	1.0	1.0		1.0	0.0	1.0	0.0	0.0	1.0	1.0	0.0	8.0
524 Ron Scherr	Score		235	105	50	0	176	226	321	233		216	85	191	228	242	283	316	270	3177	237.1
	Frames		10	6	3	0	10	10	10	10		10	5	10	10	10	10	10	10	134	
	Points		1.0	0.0	0.0	0.0	0.0	0.0	1.0	1.0	1.0		1.0	0.0	0.0	1.0	1.0	1.0	1.0	1.0	9.0
525 Ian Sylvester	Score		324	247	246	266	116	75	309	232		360	286	356	224	297	250	240	126	3954	265.4
	Frames		10	10	10	10	7	5	10	10		10	10	10	10	10	10	10	7	149	
	Points		1.0	1.0	1.0	1.0	0.0	0.0	1.0	0.0	0.0		1.0	1.0	1.0	0.0	1.0	0.0	1.0	0.0	10.0
526 Mike Clarke	Score		70	218	265	224	242	126	277	220		0	179	233	155	65	221	252	183	2930	223.7
	Frames		3	10	10	10	10	5	10	10		0	10	10	10	3	10	10	10	131	
	Points		0.0	0.0	1.0	0.0	1.0	0.0	1.0	0.0	0.0		0.0	0.0	1.0	0.0	0.0	1.0	0.0	5.0	
Total Score	0	1358	1150	1143	1357	1090	1152	1368	1171	0	1357	1049	1226	1010	1115	1238	1295	1181	19260	240.8	
Total Frames	0	50	50	50	50	50	50	50	50	0	50	50	50	50	50	50	50	50	800		
Match Points	0.0	3.0	1.0	3.0	2.0	2.0	2.0	4.0	2.0	0.0	3.0	1.0	3.0	1.0	2.0	2.0	5.0	3.0	39.0		
Game Points	0.0	3.0	0.0	3.0	3.0	0.0	0.0	3.0	3.0	0.0	3.0	0.0	3.0	0.0	0.0	0.0	3.0	0.0	24.0		
Total Points	0.0	6.0	1.0	6.0	5.0	2.0	2.0	7.0	5.0	0.0	6.0	1.0	6.0	1.0	2.0	2.0	8.0	3.0	63.0		
Opponents	BYE	BC	SK	QC	NO	ON	NL	AB	PE	BYE	SK	NO	QC	ON	BC	NL	PE	AB			
Total Score	0	1199	1471	1063	1161	1141	1322	1318	1162	0	1181	1442	1007	1237	1387	1250	1060	1238	19639		
Total Points Won	0	2	7	2	3	6	6	1	3	0	2	7	2	7	6	6	0	5	65.0		

COACH 520

Bob Wilson



2005 CANADIAN OPEN 5 PIN BOWLING CHAMPIONSHIP

EDMONTON, ALBERTA

MEN'S TEAM STANDINGS - NEWFOUNDLAND

NAME		1	2	3	4	5	6	7	8	9	10	11	12	13	14	15	16	17	18	TOTAL	AVERAGE
1121 Michael Maloney	Score	281	244	210	0	0		215	95	65	232	87	96	269		211	272	289	198	2764	236.2
	Frames	10	10	10	0	0		10	5	3	10	5	4	10		10	10	10	10	117	
	Points	1.0	0.0	1.0	0.0	0.0		0.0	0.0	0.0	1.0	0.0	0.0	1.0		1.0	1.0	1.0	0.0	7.0	
1122 Tony Redmond	Score	128	134	295	251	204		322	288	137	234	211	246	68		0	257	237	234	3246	242.2
	Frames	7	5	10	10	10		10	10	7	10	10	10	5		0	10	10	10	134	
	Points	0.0	0.0	0.0	1.0	0.0		1.0	1.0	0.0	0.0	0.0	1.0	0.0		0.0	1.0	1.0	1.0	7.0	
1123 Brad Glynn	Score	244	82	95	239	241		0	143	258	136	136	103	138		198	0	0	0	2013	228.8
	Frames	10	5	5	10	10		0	5	10	7	5	6	5		10	0	0	0	88	
	Points	0.0	0.0	0.0	1.0	0.0		0.0	0.0	0.0	0.0	0.0	0.0	0.0		0.0	0.0	0.0	0.0	1.0	
1124 Colin Smith	Score	275	338	294	276	294		238	224	228	71	199	239	191		302	240	205	292	3906	255.3
	Frames	10	10	10	10	10		10	10	10	3	10	10	10		10	10	10	10	153	
	Points	1.0	1.0	1.0	1.0	1.0		0.0	0.0	1.0	0.0	0.0	0.0	0.0		1.0	0.0	1.0	1.0	9.0	
1125 Bob Osborne	Score	283	195	296	240	237		266	243	257	220	253	263	297		272	266	243	346	4177	261.1
	Frames	10	10	10	10	10		10	10	10	10	10	10	10		10	10	10	10	160	
	Points	0.0	1.0	0.0	1.0	0.0		1.0	1.0	0.0	0.0	0.0	1.0	1.0		0.0	1.0	1.0	1.0	9.0	
1126 Scott Thurston	Score	105	301	87	253	254		281	245	256	201	291	216	273		195	215	278	313	3764	254.3
	Frames	3	10	5	10	10		10	10	10	10	10	10	10		10	10	10	10	148	
	Points	0.0	1.0	0.0	1.0	1.0		1.0	1.0	1.0	0.0	1.0	1.0	1.0		0.0	0.0	1.0	1.0	11.0	
Total Score		1316	1294	1277	1259	1230	0	1322	1238	1201	1094	1177	1163	1236	0	1178	1250	1252	1383	19870	248.4
Total Frames		50	50	50	50	50	0	50	50	50	50	50	50	50	0	50	50	50	50	800	
Match Points		2.0	3.0	2.0	5.0	2.0	0.0	3.0	3.0	2.0	1.0	1.0	3.0	3.0	0.0	2.0	3.0	5.0	4.0	44.0	
Game Points		0.0	3.0	0.0	3.0	0.0	0.0	3.0	3.0	0.0	0.0	0.0	3.0	3.0	0.0	0.0	3.0	3.0	3.0	27.0	
Total Points		2.0	6.0	2.0	8.0	2.0	0.0	6.0	6.0	2.0	1.0	1.0	6.0	6.0	0.0	2.0	6.0	8.0	7.0	71.0	
Opponents		ON	QC	AB	SK	BC	BYE	MB	PE	NO	ON	AB	BC	SK	BYE	QC	MB	NO	PE		
Total Score		1432	1144	1329	1068	1274	0	1152	1093	1272	1252	1250	1153	1168	0	1219	1238	0	1060	18104	
Total Points Won		6	2	6	0	6	0	2	2	6	7	7	2	2	0	6	2	0	1	57.0	

COACH 1120

Mel Osmond



2005 CANADIAN OPEN 5 PIN BOWLING CHAMPIONSHIP

EDMONTON, ALBERTA

MEN'S TEAM STANDINGS - NORTHERN ONTARIO

NAME		GAME																		TOTAL	AVERAGE
		1	2	3	4	5	6	7	8	9	10	11	12	13	14	15	16	17	18		
721	Score	313	303		231	241	249	274	294	277	250		276	235	262	232	260	223	155	4075	259.6
Kevin Freeland	Frames	10	10		10	10	10	10	10	10	10		10	10	10	10	10	10	7	157	
	Points	0.0	1.0		1.0	1.0	0.0	0.0	0.0	1.0	0.0		1.0	0.0	0.0	0.0	1.0	0.0	0.0	6.0	
722	Score	221	232		276	248	50	272	250	258	293		332	324	282	307	283	68	63	3759	264.7
René Godin	Frames	10	10		10	10	4	10	10	10	10		10	10	10	10	5	3	142		
	Points	1.0	1.0		1.0	1.0	0.0	1.0	0.0	1.0	0.0		1.0	0.0	1.0	1.0	1.0	0.0	0.0	10.0	
723	Score	225	233		238	126	118	280	298	147	97		280	343	282	249	120	131	239	3406	256.1
Jason Medhurst	Frames	10	10		10	5	6	10	10	7	4		10	10	10	10	6	5	10	133	
	Points	0.0	1.0		0.0	0.0	0.0	1.0	1.0	0.0	0.0		1.0	1.0	1.0	1.0	0.0	0.0	1.0	8.0	
724	Score	101	233		290	225	218	213	100	294	82		229	117	87	43	265	213	253	2963	233.3
Tim Thistle	Frames	4	10		10	10	10	10	4	10	6		10	5	6	2	10	10	10	127	
	Points	0.0	1.0		1.0	1.0	1.0	1.0	1.0	1.0	0.0		0.0	0.0	0.0	0.0	0.0	0.0	1.0	8.0	
725	Score	233	218		154	227	287	262	97	72	242		325	274	230	169	73	277	213	3353	243.0
Don Gagnon	Frames	10	10		7	10	10	10	6	3	10		10	10	10	8	4	10	10	138	
	Points	0.0	0.0		1.0	0.0	1.0	0.0	0.0	0.0	1.0		1.0	1.0	0.0	0.0	0.0	0.0	1.0	6.0	
726	Score	113	0		53	94	326	0	241	224	205		0	85	161	298	212	270	171	2453	238.2
Chad Gagnon	Frames	6	0		3	5	10	0	10	10	10		0	5	4	10	10	10	10	103	
	Points	0.0	0.0		0.0	0.0	1.0	0.0	0.0	0.0	0.0		0.0	0.0	0.0	1.0	0.0	0.0	0.0	2.0	
Total Score		1206	1219	0	1242	1161	1248	1301	1280	1272	1169	0	1442	1378	1304	1298	1213	1182	1094	20009	250.1
Total Frames		50	50	0	50	50	50	50	50	50	50	0	50	50	50	50	50	50	50	800	
Match Points		1.0	4.0	0.0	4.0	3.0	3.0	3.0	2.0	3.0	1.0	0.0	4.0	2.0	2.0	3.0	2.0	0.0	3.0	40.0	
Game Points		0.0	3.0	0.0	3.0	0.0	3.0	3.0	0.0	3.0	0.0	0.0	3.0	3.0	0.0	3.0	0.0	0.0	0.0	24.0	
Total Points		1.0	7.0	0.0	7.0	3.0	6.0	6.0	2.0	6.0	1.0	0.0	7.0	5.0	2.0	6.0	2.0	0.0	3.0	64.0	
Opponents		BC	PE	BYE	ON	MB	SK	AB	QC	NL	BC	BYE	MB	ON	SK	PE	AB	NL	QC		
Total Score		1325	1028	0	1135	1357	1242	1171	1361	1201	1264	0	1049	1274	1408	1223	1265	1252	1140	19695	
Total Points Won		7	1	0	1	5	2	2	6	2	7	0	1	3	6	2	6	8	5	64.0	

COACH 720

Ed Bernier



2005 CANADIAN OPEN 5 PIN BOWLING CHAMPIONSHIP

EDMONTON, ALBERTA

MEN'S TEAM STANDINGS - ONTARIO

NAME		GAME																		TOTAL	AVERAGE
		1	2	3	4	5	6	7	8	9	10	11	12	13	14	15	16	17	18		
621 Kevin Berg	Score	305	369	260	198	268	194	240	305		236	151	0	119	266	265	183		208	3567	246.0
	Frames	10	10	10	10	10	10	10	10		10	10	0	5	10	10	10		10	145	
	Points	1.0	1.0	1.0	0.0	1.0	1.0	0.0	1.0		1.0	0.0	0.0	0.0	1.0	0.0	0.0		0.0	8.0	
622 Scott Miller	Score	303	278	278	208	207	240	282	270		302	200	265	78	204	0	219		90	3424	244.6
	Frames	10	10	10	10	10	10	10	10		10	10	10	5	10	0	10		5	140	
	Points	1.0	0.0	0.0	0.0	1.0	0.0	1.0	1.0		1.0	0.0	1.0	0.0	0.0	0.0	0.0		0.0	6.0	
623 Stephen Bleizeffer	Score	275	249	298	254	173	0	312	170		0	77	363	251	253	221	266		246	3408	258.2
	Frames	10	10	10	10	10	0	10	8		0	4	10	10	10	10	10		10	132	
	Points	0.0	1.0	1.0	0.0	0.0	0.0	1.0	0.0		0.0	0.0	1.0	1.0	1.0	0.0	0.0		1.0	7.0	
624 Rob Himburg	Score	0	84	355	129	0	306	0	60		225	99	281	376	286	260	123		375	2959	287.3
	Frames	0	3	10	7	0	10	0	2		10	6	10	10	10	10	5		10	103	
	Points	0.0	0.0	1.0	0.0	0.0	1.0	0.0	0.0		0.0	0.0	1.0	1.0	1.0	1.0	0.0		1.0	7.0	
625 Steve Hinz	Score	286	151	110	211	257	181	277	229		244	273	330	172	0	296	229		234	3480	245.1
	Frames	10	7	5	10	10	10	10	10		10	10	10	10	0	10	10		10	142	
	Points	1.0	1.0	0.0	0.0	0.0	0.0	1.0	1.0		1.0	1.0	1.0	0.0	0.0	0.0	1.0		1.0	9.0	
626 Josh Koehn	Score	263	278	67	135	282	220	367	235		245	263	302	278	228	217	76		185	3641	263.8
	Frames	10	10	5	3	10	10	10	10		10	10	10	10	10	10	5		5	138	
	Points	0.0	1.0	0.0	1.0	1.0	1.0	1.0	0.0		1.0	0.0	1.0	1.0	1.0	0.0	0.0		0.0	9.0	
Total Score		1432	1409	1368	1135	1187	1141	1478	1269	0	1252	1063	1541	1274	1237	1259	1096	0	1338	20479	256.0
Total Frames		50	50	50	50	50	50	50	50	0	50	50	50	50	50	50	50	0	50	800	
Match Points		3.0	4.0	3.0	1.0	3.0	3.0	4.0	3.0	0.0	4.0	1.0	5.0	3.0	4.0	1.0	1.0	0.0	3.0	46.0	
Game Points		3.0	3.0	3.0	0.0	3.0	3.0	3.0	3.0	0.0	3.0	0.0	3.0	0.0	3.0	0.0	0.0	0.0	0.0	30.0	
Total Points		6.0	7.0	6.0	1.0	6.0	6.0	7.0	6.0	0.0	7.0	1.0	8.0	3.0	7.0	1.0	1.0	0.0	3.0	76.0	
Opponents		NL	AB	QC	NO	PE	MB	BC	SK	BYE	NL	QC	PE	NO	MB	AB	BC	BYE	SK		
Total Score		1316	1154	1330	1242	1034	1090	1048	1217	0	1094	1211	985	1378	1010	1379	1302	0	1424	19214	
Total Points Won		2	1	2	7	2	2	1	2	0	1	7	0	5	1	7	7	0	5	52.0	

COACH

620

Steve MacDowall



2005 CANADIAN OPEN 5 PIN BOWLING CHAMPIONSHIP

EDMONTON, ALBERTA

MEN'S TEAM STANDINGS - PRINCE EDWARD ISLAND

NAME		GAME																		TOTAL	AVERAGE
		1	2	3	4	5	6	7	8	9	10	11	12	13	14	15	16	17	18		
1021 Ernie Doucette	Score	176	165	0		289	105	0	235	161	0	211	50		265	296	190	182	26	2351	211.8
	Frames	10	9	0		10	7	0	10	10	0	10	3		10	10	10	10	2	111	
	Points	0.0	0.0	0.0		1.0	0.0	0.0	1.0	0.0	0.0	1.0	0.0		1.0	1.0	0.0	0.0	0.0	5.0	
1022 Ron Millar	Score	78	187	248		190	232	193	83	202	318	241	211		257	244	218	238	209	3349	226.3
	Frames	3	10	10		10	10	10	5	10	10	10	10		10	10	10	10	10	148	
	Points	1.0	0.0	1.0		1.0	0.0	0.0	0.0	0.0	1.0	0.5	0.0		0.0	1.0	0.0	0.0	0.0	5.5	
1023 Jeremy Sudsbury	Score	219	256	185		60	306	213	251	253	256	236	196		207	213	189	0	289	3329	231.2
	Frames	10	10	10		4	10	10	10	10	10	10	10		10	10	10	0	10	144	
	Points	1.0	1.0	0.0		0.0	0.0	0.0	0.0	1.0	1.0	1.0	0.0		0.0	0.0	0.0	0.0	1.0	6.0	
1024 Harvey Irving	Score	224	227	191		113	60	270	70	0	194	0	202		232	204	236	209	139	2571	210.7
	Frames	10	10	10		6	3	10	5	0	10	0	10		10	10	10	10	8	122	
	Points	1.0	0.0	0.0		0.0	0.0	1.0	0.0	0.0	0.0	0.0	0.0		0.0	0.0	0.0	0.0	0.0	2.0	
1025 Trevor Mayne	Score	299	178	202		177	197	228	254	285	196	220	218		205	88	0	223	197	3167	216.9
	Frames	10	10	10		10	10	10	10	10	10	10	10		10	6	0	10	10	146	
	Points	1.0	0.0	1.0		0.0	0.0	0.0	1.0	1.0	0.0	0.0	0.0		0.0	0.0	0.0	0.0	0.0	4.0	
1026 Randy Diamond	Score	82	15	267		205	201	232	200	261	208	225	108		0	178	199	208	200	2789	216.2
	Frames	7	1	10		10	10	10	10	10	10	10	7		0	4	10	10	10	129	
	Points	0.0	0.0	0.0		0.0	0.0	1.0	0.0	1.0	0.0	0.0	0.0		0.0	0.0	0.0	0.0	0.0	2.0	
Total Score		1078	1028	1093	0	1034	1101	1136	1093	1162	1172	1133	985	0	1166	1223	1032	1060	1060	17556	219.5
Total Frames		50	50	50	0	50	50	50	50	50	50	50	50	0	50	50	50	50	50	800	
Match Points		4.0	1.0	2.0	0.0	2.0	0.0	2.0	2.0	3.0	2.0	2.5	0.0	0.0	1.0	2.0	0.0	0.0	1.0	24.5	
Game Points		3.0	0.0	0.0	0.0	0.0	0.0	0.0	0.0	0.0	3.0	0.0	0.0	0.0	0.0	0.0	0.0	0.0	0.0	6.0	
Total Points		7.0	1.0	2.0	0.0	2.0	0.0	2.0	2.0	3.0	5.0	2.5	0.0	0.0	1.0	2.0	0.0	0.0	1.0	30.5	
Opponents		QC	NO	BC	BYE	ON	AB	SK	NL	MB	QC	BC	ON	BYE	AB	NO	SK	MB	NL		
Total Score		1007	1219	1160	0	1187	1388	1157	1238	1171	1131	1154	1541	0	1326	1298	1291	1295	1383	19946	
Total Points Won		1	7	6	0	6	8	6	6	5	3	5.5	8	0	7	6	8	8	7	97.5	

COACH 1020

Gerard Arbing



2005 CANADIAN OPEN 5 PIN BOWLING CHAMPIONSHIP

EDMONTON, ALBERTA

MEN'S TEAM STANDINGS - QUEBEC

NAME		GAME																		TOTAL	AVERAGE	
		1	2	3	4	5	6	7	8	9	10	11	12	13	14	15	16	17	18			
821 Bruno Cécyre	Score	218	175	100	207	306	265		383	297	217	144	139	207	229	286		187	103	3463	247.4	
	Frames	10	10	3	10	10	10		10	10	10	7	6	10	10	10		10	4			140
	Points	0.0	0.0	0.0	0.0	1.0	1.0		1.0	1.0	0.0	0.0	0.0	0.0	0.0	1.0		0.0	0.0			
822 Eric Villeneuve	Score	73	249	219	143	320	76		308	71	121	230	275	100	263	236		279	211	3174	242.3	
	Frames	5	10	10	6	10	5		10	5	5	10	10	5	10	10		10	10			131
	Points	0.0	1.0	0.0	0.0	1.0	0.0		1.0	0.0	0.0	1.0	1.0	0.0	1.0	1.0		1.0	0.0			
823 Stéphane Lafortune	Score	294	218	125	241	285	279		277	202	235	203	250	183	143	284		195	193	3607	235.8	
	Frames	10	10	7	10	10	10		10	10	10	10	10	10	6	10		10	10			153
	Points	1.0	0.0	0.0	1.0	1.0	1.0		1.0	0.0	1.0	1.0	0.0	0.0	0.0	0.0		0.0	0.0			
824 René Duguay	Score	158	65	337	48	287	285		199	127	250	281	276	111	252	51		109	183	3019	239.6	
	Frames	10	3	10	4	10	10		10	5	10	10	10	5	10	4		5	10			126
	Points	0.0	0.0	1.0	0.0	1.0	1.0		0.0	0.0	1.0	1.0	1.0	1.0	0.0	0.0		0.0	0.0			
825 Sylvain Bercier	Score	188	269	267	225	105	129		89	318	223	135	48	190	288	219		259	165	3117	243.5	
	Frames	10	10	10	10	6	5		4	10	10	3	4	10	10	10		10	6			128
	Points	0.0	1.0	1.0	1.0	0.0	0.0		0.0	1.0	1.0	1.0	0.0	1.0	1.0	1.0		0.0	1.0			
826 Steven Goulet	Score	76	168	282	199	140	238		105	248	85	218	277	216	49	143		90	285	2819	231.1	
	Frames	5	7	10	10	4	10		6	10	5.0	10.0	10.0	10	4	6		5	10			122
	Points	0.0	0.0	0.0	0.0	1.0	1.0		0.0	1.0	0.0	0.0	0.0	0.0	0.0	0.0		0.0	1.0			
Total Score	1007	1144	1330	1063	1443	1272	0	1361	1263	1131	1211	1265	1007	1224	1219	0	1119	1140	19199	240.0		
Total Frames	50	50	50	50	50	50	0	50	50	50	50	50	50	50	50	0	50	50	800			
Match Points	1.0	2.0	2.0	2.0	5.0	4.0	0.0	3.0	3.0	3.0	4.0	2.0	2.0	2.0	3.0	0.0	1.0	2.0	41.0			
Game Points	0.0	0.0	0.0	0.0	3.0	3.0	0.0	3.0	3.0	0.0	3.0	0.0	0.0	0.0	3.0	0.0	0.0	3.0	21.0			
Total Points	1.0	2.0	2.0	2.0	8.0	7.0	0.0	6.0	6.0	3.0	7.0	2.0	2.0	2.0	6.0	0.0	1.0	5.0	62.0			
Opponents	PE	NL	ON	MB	SK	BC	BYE	NO	AB	PE	ON	SK	MB	BC	NL	BYE	AB	NO				
Total Score	1078	1294	1368	1143	1108	1036	0	1280	1218	1172	1063	1350	1226	1366	1178	0	1326	1094	19300			
Total Points Won	7	6	6	6	0	1	0	2	2	5	1	6	6	6	2	0	7	3	66.0			

COACH 820

Luc Duguay



2005 CANADIAN OPEN 5 PIN BOWLING CHAMPIONSHIP

EDMONTON, ALBERTA

MEN'S TEAM STANDINGS - SASKATCHEWAN

NAME		GAME																		TOTAL	AVERAGE	
		1	2	3	4	5	6	7	8	9	10	11	12	13	14	15	16	17	18			
421 Brent Polowski	Score	305		301	224	215	269	222	293	251	299	330	236	198	205		311	211	381	4251	272.5	
	Frames	10		10	10	10	10	10	10	10	10	10	10	10	6		10	10	10			156
	Points	1.0		1.0	0.0	0.0	1.0	1.0	1.0	0.0	1.0	1.0	1.0	1.0	0.0	1.0		1.0	0.0			
422 Ray Basaraba	Score	243		242	207	231	260	64	200	272	262	240	303	243	320		305	211	320	3923	261.5	
	Frames	10		10	10	10	10	4	6	10	10	10	10	10	10		10	10	10			150
	Points	0.0		0.0	0.0	0.0	0.0	0.0	1.0	1.0	1.0	0.0	1.0	1.0	1.0		1.0	0.0	1.0			
423 T. Isaac/K. Huber	Score	25		352	239	81	0	147	259	276	277	220	290	189	60		0	240	239	2894	247.4	
	Frames	2		10	10	5	0	6	10	10	10	10	10	10	4		0	10	10			117
	Points	0.0		1.0	0.0	0.0	0.0	1.0	0.0	1.0	1.0	0.0	1.0	0.0	0.0		0.0	0.0	0.0			
424 Ryan Johnson	Score	163		306	218	255	223	244	213	221	92	181	0	128	241		243	90	109	2927	225.2	
	Frames	10		10	10	10	10	10	10	10	4	10	0	5	10		10	6	5			130
	Points	0.0		1.0	0.0	0.0	1.0	1.0	0.0	1.0	0.0	0.0	0.0	0.0	0.0		1.0	0.0	0.0			
425 Darcy Anseth	Score	281		270	148	118	292	212	55	228	130	145	250	106	262		223	363	281	3364	251.0	
	Frames	10		10	8	5	10	10	4	10	6	6	10	5	10		10	10	10			134
	Points	0.0		1.0	0.0	0.0	0.0	0.0	0.0	0.0	0.0	0.0	1.0	0.0	0.0		1.0	1.0	0.0			
426 Don Hlewka	Score	118		0	32	208	198	268	197	0	231	65	271	304	320		209	81	94	2596	229.7	
	Frames	8		0	2	10	10	10	10	0	10	4	10	10	10		10	4	5			113
	Points	0.0		0.0	0.0	0.0	0.0	0.0	0.0	0.0	0.0	0.0	0.0	1.0	1.0		1.0	0.0	0.0			

Total Score	1135	0	1471	1068	1108	1242	1157	1217	1248	1291	1181	1350	1168	1408	0	1291	1196	1424	19955	249.4
Total Frames	50	0	50	50	50	50	50	50	50	50	50	50	50	50	0	50	50	50	800	
Match Points	1.0	0.0	4.0	0.0	0.0	2.0	3.0	2.0	3.0	3.0	2.0	3.0	2.0	3.0	0.0	5.0	1.0	2.0	36.0	
Game Points	0.0	0.0	3.0	0.0	0.0	0.0	3.0	0.0	0.0	3.0	0.0	3.0	0.0	3.0	0.0	3.0	0.0	3.0	21.0	
Total Points	1.0	0.0	7.0	0.0	0.0	2.0	6.0	2.0	3.0	6.0	2.0	6.0	2.0	6.0	0.0	8.0	1.0	5.0	57.0	
Opponents	AB	BYE	MB	NL	QC	NO	PE	ON	BC	AB	MB	QC	NL	NO	BYE	PE	BC	ON		
Total Score	1362	0	1150	1259	1443	1248	1136	1269	1251	1273	1357	1265	1236	1304	0	1032	1309	1338	20232	
Total Points Won	7	0	1	8	8	6	2	6	5	2	6	2	6	2	0	0	7	3	71.0	

COACH 420

Clarence Pilon



**2005 CANADIAN OPEN 5 PIN BOWLING CHAMPIONSHIP
EDMONTON, ALBERTA**

MIXED TEAM EVENT - POINTS ONLY

PROVINCIAL CONTINGENT	PINFALL	GAME																						TOTAL	RANK
		1	2	3	4	5	6	7	8	9	10	11	12	13	14	15	16	17	18	19	20	21	22		
Saskatchewan	25350	2.0	6.0	0.0	6.0	6.0	7.0	7.0	5.5	7.0	7.0	7.0	7.0	3.5	0.0	6.0	2.0	2.0	6.0	7.0	2.0	7.0	110.0	1	
Manitoba	24256	7.0	3.0	3.0	4.0	6.0	6.0	0.0	2.5	2.0	2.0	7.0	3.0	6.0	2.0	5.0	6.0	6.0	6.0	0.0	6.0	7.0	8.0	97.5	2
Ontario	24447	6.0	7.0	2.0	2.0	2.0	1.0	8.0	6.0	7.0	0.0	3.5	6.0	1.0	6.0	1.0	7.0	7.0	6.0	2.0	0.0	6.5	7.0	94.0	3
Nova Scotia	23232	5.0	5.0	2.0	0.0	5.0	6.0	6.0	2.0	6.0	6.0	1.0	0.0	6.0	6.0	6.0	6.0	2.0	2.0	6.0	7.0	1.0	1.0	87.0	4
Quebec	24362	3.0	2.0	2.0	6.0	0.0	6.0	3.0	6.0	5.0	6.0	6.0	2.0	6.0	0.0	6.0	2.0	6.0	3.0	3.0	2.0	7.0	3.0	85.0	5
Northern Ontario	23538	6.0	0.0	5.0	1.0	8.0	2.0	6.0	3.0	1.0	2.0	7.0	1.0	2.0	6.0	3.0	0.0	6.0	6.0	7.0	1.0	1.5	6.0	80.5	6
Alberta	23335	2.0	7.0	6.0	7.0	3.0	2.0	1.0	2.0	2.0	6.0	0.0	7.0	2.0	2.0	5.0	7.0	1.0	5.0	2.0	5.0	6.0	0.0	80.0	7
Newfoundland	22963	7.0	5.0	6.0	5.0	2.0	6.0	5.0	5.0	0.0	2.0	4.5	2.0	6.5	4.5	2.0	2.0	1.0	2.0	5.0	3.0	0.0	1.0	76.5	8
Northwest Territories	21626	1.0	3.0	2.0	3.0	0.0	0.0	6.0	1.0	1.0	2.0	6.0	0.0	2.0	3.0	2.0	2.0	7.0	6.0	6.0	6.0	5.0	64.0	9	
Prince Edward Island	22337	1.0	1.0	6.0	2.0	3.0	2.0	2.0	0.0	6.0	7.0	1.0	1.0	2.0	8.0	2.0	1.0	7.0	0.0	1.0	2.0	2.0	0.0	57.0	10
British Columbia	23172	0.0	1.0	6.0	4.0	5.0	2.0	2.0	2.0	3.0	1.0	1.0	5.0	1.5	0.0	7.0	1.0	0.0	1.0	2.0	1.0	1.0	2.0	48.5	11



2005 CANADIAN OPEN 5 PIN BOWLING CHAMPIONSHIP

EDMONTON, ALBERTA

MIXED TEAM EVENT - POINTS ONLY

MIXED TEAM STANDINGS - ALBERTA

NAME		GAME																				TOTAL	AVERAGE		
		1	2	3	4	5	6	7	8	9	10	11	12	13	14	15	16	17	18	19	20			21	22
341 Heather Wellman	Score	259	239	249	238	250	259	285	210	191	43		226	258	249	222	108	199	101	269	294	228		4377	236.6
	Frames	10	10	10	10	10	10	10	10	10	3		10	10	10	10	7	10	5	10	10	10		185	
	Points	0.0	1.0	1.0	1.0	0.0	1.0	1.0	1.0	1.0	0.0	0.0		1.0	1.0	0.0	0.0	0.0	0.0	0.0	1.0	1.0	0.0		10.0
342 Treena Neufeld	Score	56	240	50	254	288	212	224	158	132	128		205	221	66	191	267	245	180	86	252	206		3661	221.9
	Frames	4	10	3	10	10	10	10	5	7	7		10	10	4	10	10	10	10	5	10	10		165	
	Points	0.0	1.0	0.0	1.0	1.0	1.0	0.0	1.0	0.0	0.0		0.0	0.0	0.0	0.0	1.0	0.0	0.0	0.0	0.0	1.0	1.0		8.0
343 Christine Linnen	Score	237	242	205	135	41	212	80	229	245	298		258	202	179	212	237	216	221	291	202	177		4119	221.5
	Frames	10	10	10	8	3	10	5	10	10	10		10	10	10	10	10	10	10	10	10	10		186	
	Points	1.0	1.0	0.0	0.0	0.0	0.0	0.0	0.0	0.0	1.0	1.0		1.0	0.0	0.0	1.0	1.0	1.0	0.0	1.0	0.0	0.0		9.0
344 Barry Urquhart	Score	145	0	136	33	226	50	95	110	73	242		155	48	118	130	105	222	316	86	76	0		2366	223.2
	Frames	6	0	7	2	10	4	5	5	3	10		6	3	6	7	3	10	10	5	4	0		106	
	Points	0.0	0.0	1.0	0.0	1.0	0.0	0.0	0.0	0.0	0.0	1.0		0.0	0.0	0.0	0.0	0.0	0.0	1.0	0.0	0.0	0.0		4.0
345 Mike Lacoursiere	Score	230	256	258	265	118	228	271	234	291	233		110	292	267	208	262	98	245	224	248	300		4638	248.0
	Frames	10	10	10	10	7	10	10	10	10	10		4	10	10	10	10	6	10	10	10	10		187	
	Points	0.0	0.0	0.0	1.0	0.0	0.0	0.0	0.0	0.0	0.0	1.0		1.0	1.0	1.0	1.0	1.0	0.0	1.0	0.0	0.0	1.0		9.0
346 Greg Amundson	Score	257	336	271	237	222	162	207	246	258	206		261	150	226	75	238	60	87	246	120	309		4174	244.1
	Frames	10	10	10	10	10	6	10	10	10	10		10	7	10	3	10	4	5	10	6	10		171	
	Points	1.0	1.0	1.0	1.0	1.0	0.0	0.0	0.0	0.0	1.0	0.0		1.0	0.0	1.0	0.0	1.0	0.0	0.0	0.0	0.0	1.0		10.0
Total Score		1184	1313	1169	1162	1145	1123	1162	1187	1190	1150	0	1215	1171	1105	1038	1217	1040	1150	1202	1192	1220	0	23335	233.4
Total Frames		50	50	50	50	50	50	50	50	50	50	0	50	50	50	50	50	50	50	50	50	50	0	1000	
Match Points		2.0	4.0	3.0	4.0	3.0	2.0	1.0	2.0	2.0	3.0	0.0	4.0	2.0	2.0	2.0	4.0	1.0	2.0	2.0	2.0	3.0	0.0	50.0	
Game Points		0.0	3.0	3.0	3.0	0.0	0.0	0.0	0.0	0.0	3.0	0.0	3.0	0.0	0.0	3.0	3.0	0.0	3.0	0.0	3.0	0.0	0.0	30.0	
Total Points		2.0	7.0	6.0	7.0	3.0	2.0	1.0	2.0	2.0	6.0	0.0	7.0	2.0	2.0	5.0	7.0	1.0	5.0	2.0	5.0	6.0	0.0	80.0	
Opponents		ON	BC	NT	NO	NS	MB	SK	QC	PE	NL	BYE	NO	MB	NS	NT	BC	ON	QC	SK	NL	PE	BYE		
Total Score		1257	1120	1034	1094	1210	1140	1239	1274	1335	988	0	1080	1242	1229	1035	1166	1196	1087	1281	1148	1126	0	23281	
Total Points Won		6	1	2	1	5	6	7	6	6	2	0	1	6	6	3	1	7	3	6	3	2	0	80.0	

COACH

340

Dwight Anderson



2005 CANADIAN OPEN 5 PIN BOWLING CHAMPIONSHIP

EDMONTON, ALBERTA

MIXED TEAM EVENT - POINTS ONLY

MIXED TEAM STANDINGS - BRITISH COLUMBIA

NAME		GAME																						TOTAL	AVERAGE
		1	2	3	4	5	6	7	8	9	10	11	12	13	14	15	16	17	18	19	20	21	22		
241 Debbie Neff	Score		73	85	257	218	58	73	76	190	0	68	152	13	224	245	261		212	85	245	209	60	2804	219.1
	Frames		5	5	10	10	4	4	3	9	0	3	6	1	10	10	10		10	4	10	10	4	128	
	Points		0.0	0.0	0.0	0.0	0.0	0.0	0.0	0.0	1.0	0.0	0.0	0.0	0.0	0.0	1.0	1.0		0.0	0.0	1.0	0.0	0.0	4.0
242 Jennie Inkster	Score		211	183	288	233	226	181	136	8	267	125	86	201	89	231	247		207	93	63	198	167	3440	212.3
	Frames		10	10	10	10	10	10	7	1	10	7	4	9	5	10	10		10	6	3	10	10	162	
	Points		0.0	1.0	1.0	1.0	1.0	1.0	0.0	0.0	0.0	0.0	0.0	0.0	0.0	0.0	0.0	0.0		0.0	0.0	0.0	0.0	0.0	5.0
243 Sandra Bellon	Score		103	93	67	220	252	116	237	225	254	284	220	237	81	0	78		72	231	216	91	226	3303	221.7
	Frames		5	5	4	10	10	6	10	10	10	10	10	10	5	0	4		4	10	10	6	10	149	
	Points		0.0	0.0	0.0	0.0	0.0	0.0	1.0	0.0	1.0	1.0	0.0	0.0	0.0	0.0	0.0	0.0		0.0	1.0	0.0	0.0	0.0	4.0
244 Chris Richet	Score		226	315	218	0	165	232	260	208	179	239	217	226	253	280	115		216	300	116	187	115	4067	232.4
	Frames		10	10	10	0	6	10	10	10	10	10	10	10	10	10	6		10	10	7	10	6	175	
	Points		0.0	1.0	0.0	0.0	1.0	1.0	1.0	1.0	0.0	0.0	0.0	0.0	0.0	0.0	1.0	0.0		0.0	1.0	0.0	0.0	0.0	6.0
245 Ken Kelly	Score		236	261	239	336	220	252	229	328	191	220	282	248	258	250	216		366	196	188	100	276	4892	252.2
	Frames		10	10	10	10	10	10	10	10	10	10	10	10	10	10	10		10	10	10	4	10	194	
	Points		0.0	1.0	0.0	1.0	0.0	0.0	0.0	0.0	1.0	0.0	0.0	1.0	1.0	0.0	1.0	0.0		1.0	0.0	0.0	0.0	1.0	8.0
246 Steve Robson	Score		271	275	96	239	241	215	311	311	209	229	311	232	204	251	249		91	223	219	220	269	4666	243.0
	Frames		10	10	6	10	10	10	10	10	10	10	10	10	10	10	10		6	10	10	10	10	192	
	Points		1.0	0.0	0.0	0.0	0.0	0.0	0.0	1.0	1.0	0.0	0.0	1.0	0.5	0.0	1.0	0.0		0.0	0.0	0.0	1.0	1.0	6.5
Total Score		0	1120	1212	1165	1246	1162	1069	1249	1270	1100	1165	1268	1157	1109	1257	1166	0	1164	1128	1047	1005	1113	23172	231.7
Total Frames		0	50	50	50	50	50	50	50	50	50	50	50	50	50	50	50	0	50	50	50	50	50	1000	
Match Points		0.0	1.0	3.0	1.0	2.0	2.0	2.0	2.0	3.0	1.0	1.0	2.0	1.5	0.0	4.0	1.0	0.0	1.0	2.0	1.0	1.0	2.0	33.5	
Game Points		0.0	0.0	3.0	3.0	3.0	0.0	0.0	0.0	0.0	0.0	0.0	3.0	0.0	0.0	3.0	0.0	0.0	0.0	0.0	0.0	0.0	0.0	15.0	
Total Points		0.0	1.0	6.0	4.0	5.0	2.0	2.0	2.0	3.0	1.0	1.0	5.0	1.5	0.0	7.0	1.0	0.0	1.0	2.0	1.0	1.0	2.0	48.5	
Opponents		BYE	AB	ON	MB	PE	NL	NS	NT	QC	SK	NO	MB	NL	PE	ON	AB	BYE	NT	NS	SK	QC	NO		
Total Score		0	1313	1162	1159	1106	1253	1102	1291	1280	1359	1353	1213	1267	1335	1130	1217	0	1175	1196	1343	1240	1135	24629	
Total Points Won		0	7	2	4	3	6	6	6	5	7	7	3	6.5	8	1	7	0	7	6	7	7	6	111.5	

COACH

240

Tammy Marino



2005 CANADIAN OPEN 5 PIN BOWLING CHAMPIONSHIP

EDMONTON, ALBERTA

MIXED TEAM EVENT - POINTS ONLY

MIXED TEAM STANDINGS - MANITOBA

NAME		GAME																						TOTAL	AVERAGE	
		1	2	3	4	5	6	7	8	9	10	11	12	13	14	15	16	17	18	19	20	21	22			
541 Chris Monchak	Score	270	216	95	57	0	143		212	219	0	210	258	282	236	295	85	260	256		72	143	221	3530	233.8	
	Frames	10	10	5	4	0	6		10	10	0	10	10	10	10	10	6	10	10		5	5	10			151
	Points	1.0	1.0	1.0	0.0	0.0	0.0		1.0	1.0	0.0	0.0	1.0	0.0	0.0	1.0	0.0	1.0	1.0		0.0	1.0	1.0			
542 Barb Kowalchuk	Score	70	251	93	142	219	58		69	219	162	0	0	250	221	0	330	107	205		237	230	230	3093	219.4	
	Frames	5	10	5	6	10	4		5	10	10	0	0	10	10	0	10	6	10		10	10	10			141
	Points	0.0	0.0	0.0	0.0	1.0	0.0		0.0	0.0	0.0	0.0	0.0	1.0	0.0	0.0	1.0	0.0	0.0		1.0	1.0	1.0			
543 Karen Born	Score	230	81	269	229	233	242		116	271	230	319	226	0	0	265	206	244	269		237	74	116	3857	241.1	
	Frames	10	5	10	10	10	10		5	10	10	10	10	0	0	10	10	10	10		10	5	5			160
	Points	1.0	0.0	1.0	1.0	1.0	1.0		0.0	1.0	0.0	1.0	1.0	0.0	0.0	1.0	1.0	1.0	1.0		0.0	0.0	0.0			
544 Robert Shanas	Score	230	229	215	244	368	228		178	140	195	258	258	235	275	188	271	230	35		330	256	165	4528	248.8	
	Frames	10	10	10	10	10	10		10	5	10	10	10	10	10	10	10	10	2		10	10	5			182
	Points	1.0	1.0	0.0	1.0	1.0	1.0		0.0	0.0	0.0	1.0	1.0	0.0	0.0	0.0	0.0	0.0	0.0		0.0	1.0	1.0			
545 Geoff Born	Score	315	207	255	202	181	291		312	212	341	291	227	235	270	255	305	305	237		304	323	236	5304	265.2	
	Frames	10	10	10	10	10	10		10	10	10	10	10	10	10	10	10	10	10		10	10	10			200
	Points	1.0	1.0	1.0	1.0	0.0	1.0		1.0	0.0	1.0	1.0	0.0	1.0	1.0	0.0	1.0	1.0	1.0		1.0	1.0	1.0			
546 Randy French	Score	141	110	227	285	221	178		204	86	273	296	244	240	217	175	71	83	151		143	300	299	3944	237.6	
	Frames	5	5	10	10	10	10		10	5	10	10	10	10	10	10	4	4	8		5	10	10			166
	Points	0.0	0.0	0.0	1.0	0.0	0.0		0.5	0.0	1.0	1.0	0.0	1.0	1.0	0.0	0.0	0.0	0.0		1.0	0.0	1.0			
Total Score		1256	1094	1154	1159	1222	1140	0	1091	1147	1201	1374	1213	1242	1219	1178	1268	1229	1153	0	1323	1326	1267	24256	242.6	
Total Frames		50	50	50	50	50	50	0	50	50	50	50	50	50	50	50	50	50	50	0	50	50	50	1000		
Match Points		4.0	3.0	3.0	4.0	3.0	3.0	0.0	2.5	2.0	2.0	4.0	3.0	3.0	2.0	2.0	3.0	3.0	3.0	0.0	3.0	4.0	5.0	61.5		
Game Points		3.0	0.0	0.0	0.0	3.0	3.0	0.0	0.0	0.0	0.0	3.0	0.0	3.0	0.0	3.0	3.0	3.0	3.0	0.0	3.0	3.0	3.0	36.0		
Total Points		7.0	3.0	3.0	4.0	6.0	6.0	0.0	2.5	2.0	2.0	7.0	3.0	6.0	2.0	5.0	6.0	6.0	6.0	0.0	6.0	7.0	8.0	97.5		
Opponents		NT	NL	NO	BC	ON	AB	BYE	SK	NS	QC	PE	BC	AB	ON	NO	NL	NT	SK	BYE	QC	NS	PE			
Total Score		980	1096	1218	1165	1204	1123	0	1237	1193	1327	1028	1268	1171	1261	1162	1222	1050	1066	0	1294	1157	971	23193		
Total Points Won		1	5	5	4.0	2.0	2.0	0.0	5.5	6.0	6.0	1.0	5.0	2.0	6.0	3.0	2.0	2.0	2.0	0.0	2.0	1.0	0.0	62.5		

COACH 540

Glenn Sproule



2005 CANADIAN OPEN 5 PIN BOWLING CHAMPIONSHIP

EDMONTON, ALBERTA

MIXED TEAM EVENT - POINTS ONLY

MIXED TEAM STANDINGS - NEWFOUNDLAND

NAME		GAME																				TOTAL	AVERAGE		
		1	2	3	4	5	6	7	8	9	10	11	12	13	14	15	16	17	18	19	20	21	22		
1141 Corrina Hogan	Score	173	0	93	44	167	0	247	187		56	86	228	299	28	0	70	175	90	0	0		217	2160	200.0
	Frames	10	0	6	3	9	0	10	10		4	5	10	10	2	0	4	10	5	0	0		10	108	
	Points	1.0	0.0	0.0	0.0	0.0	0.0	0.0	0.0	0.0		0.0	0.0	1.0	1.0	0.0	0.0	0.0	0.0	0.0	0.0	0.0		0.0	3.0
1142 Valerie Hollett	Score	0	226	247	188	249	263	282	272		174	225	215	273	184	242	199	266	54	335	149		0	4043	231.0
	Frames	0	10	10	10	10	10	10	10		10	10	10	10	10	10	10	10	5	10	10		0	175	
	Points	0.0	1.0	1.0	0.0	1.0	1.0	1.0	1.0	1.0		0.0	1.0	0.0	1.0	0.0	1.0	0.0	1.0	0.0	1.0	0.0		0.0	11.0
1143 Laura Mackey	Score	253	296	212	221	207	225	185	240		222	186	173	0	138	236	90	48	198	207	214		142	3693	208.6
	Frames	10	10	10	10	10	10	10	10		10	10	10	0	8	10	6	3	10	10	10		10	177	
	Points	1.0	1.0	1.0	1.0	0.0	0.0	0.0	0.0	0.0		1.0	1.0	0.0	0.0	0.0	1.0	0.0	0.0	0.0	0.0	0.0		0.0	7.0
1144 Stephen Woods	Score	279	205	218	234	247	203	95	202		103	77	0	276	292	213	381	236	279	263	225		246	4274	244.2
	Frames	10	10	10	10	10	10	4	10		6	5	0	10	10	10	10	10	10	10	10		10	175	
	Points	1.0	0.0	1.0	1.0	1.0	0.0	0.0	0.0	0.0		0.0	0.0	0.0	1.0	1.0	0.0	1.0	0.0	1.0	1.0	1.0		0.0	10.0
1145 Billy Woods	Score	233	187	64	136	20	249	113	0		241	278	283	187	336	224	262	106	232	188	285		312	3936	238.5
	Frames	10	10	4	7	1	10	6	0		10	10	10	10	10	10	10	7	10	10	10		10	165	
	Points	0.0	0.0	0.0	0.0	0.0	1.0	0.0	0.0	0.0		1.0	1.0	1.0	0.0	1.0	0.0	0.0	0.0	0.0	0.0	1.0		1.0	7.0
1146 Stephen Browne	Score	254	182	258	230	266	313	295	276		192	246	257	232	270	199	220	224	232	199	275		237	4857	242.9
	Frames	10	10	10	10	10	10	10	10		10	10	10	10	10	10	10	10	10	10	10		10	200	
	Points	1.0	0.0	0.0	0.0	0.0	1.0	1.0	1.0	1.0		0.0	0.0	0.0	0.5	1.0	0.0	1.0	0.0	1.0	0.0	1.0		0.0	8.5
Total Score		1192	1096	1092	1053	1156	1253	1217	1177	0	988	1098	1156	1267	1248	1114	1222	1055	1085	1192	1148	0	1154	22963	229.6
Total Frames		50	50	50	50	50	50	50	50	0	50	50	50	50	50	50	50	50	50	50	50	0	50	1000	
Match Points		4.0	2.0	3.0	2.0	2.0	3.0	2.0	2.0	0.0	2.0	3.0	2.0	3.5	3.0	2.0	2.0	1.0	2.0	2.0	3.0	0.0	1.0	46.5	
Game Points		3.0	3.0	3.0	3.0	0.0	3.0	3.0	3.0	0.0	0.0	1.5	0.0	3.0	1.5	0.0	0.0	0.0	0.0	3.0	0.0	0.0	0.0	30.0	
Total Points		7.0	5.0	6.0	5.0	2.0	6.0	5.0	5.0	0.0	2.0	4.5	2.0	6.5	4.5	2.0	2.0	1.0	2.0	5.0	3.0	0.0	1.0	76.5	
Opponents		PE	MB	NS	NT	SK	BC	QC	NO	BYE	AB	ON	NT	BC	SK	NS	MB	PE	NO	QC	AB	BYE	ON		
Total Score		1020	1094	1073	1051	1265	1162	1213	1080	0	1150	1098	1189	1157	1248	1251	1268	1199	1203	1140	1192	0	1155	23208	
Total Points Won		1	3	2	3.0	6.0	2.0	3.0	3.0	0.0	6.0	3.5	6.0	1.5	3.5	6.0	6.0	7.0	6.0	3.0	5.0	0.0	7.0	83.5	

COACH 1140

Wayne Peddle



2005 CANADIAN OPEN 5 PIN BOWLING CHAMPIONSHIP

EDMONTON, ALBERTA

MIXED TEAM EVENT - POINTS ONLY

MIXED TEAM STANDINGS - NORTHERN ONTARIO

NAME		GAME																						TOTAL	AVERAGE
		1	2	3	4	5	6	7	8	9	10	11	12	13	14	15	16	17	18	19	20	21	22		
741	Score	202		110	36	192	35	240	175	213	256	307	250	232	199	93		252	258	223	74	65	240	3652	222.7
Cindy Lalonde	Frames	10		6	3	10	2	10	10	10	10	10	10	10	10	5		10	10	10	5	3	10	164	
	Points	0.0		0.0	0.0	1.0	0.0	1.0	0.0	0.0	1.0	1.0	0.0	0.0	0.0	1.0		1.0	1.0	1.0	0.0	0.0	1.0	9.0	
742	Score	138		69	139	42	190	196	135	254	233	208	216	106	0	201		185	252	103	110	231	243	3251	211.1
Kelly McNamara	Frames	7		4	7	3	10	10	5	10	10	10	10	6	0	10		10	10	7	5	10	10	154	
	Points	1.0		0.0	0.0	0.0	0.0	1.0	1.0	0.0	0.0	1.0	1.0	0.0	0.0	0.0		0.0	1.0	0.0	0.0	0.0	0.0	6.0	
743	Score	90		202	236	205	222	201	245	214	327	279	144	87	202	233		0	135	283	274	176	229	3984	237.1
Shawna Gauthier	Frames	3		10	10	10	10	10	10	10	10	10	7	4	10	10		0	4	10	10	10	10	168	
	Points	0.0		0.0	0.0	1.0	0.0	0.0	1.0	1.0	1.0	0.0	0.0	0.0	1.0	0.0		0.0	0.0	1.0	0.0	0.5	1.0	7.5	
744	Score	311		296	226	401	209	85	225	63	0	241	204	158	208	91		305	243	310	231	191	224	4222	242.6
Barry Gagnon	Frames	10		10	10	10	10	5	10	4	0	10	10	10	10	5		10	10	10	10	10	10	174	
	Points	1.0		1.0	0.0	1.0	1.0	0.0	1.0	0.0	0.0	1.0	0.0	0.0	0.0	0.0		1.0	1.0	1.0	0.0	0.0	1.0	10.0	
745	Score	311		240	194	217	314	334	232	249	276	318	198	276	230	303		288	210	360	234	204	199	5187	259.4
Pete Blanchard	Frames	10		10	10	10	10	10	10	10	10	10	10	10	10	10		10	10	10	10	10	10	200	
	Points	1.0		0.0	0.0	1.0	1.0	1.0	0.0	0.0	0.0	1.0	0.0	1.0	1.0	1.0		1.0	0.0	1.0	0.0	1.0	0.0	11.0	
746	Score	212		301	263	115	142	71	68	95	204	0	68	307	300	241		256	105	75	307	112	0	3242	231.6
Phil Desaulnier	Frames	10		10	10	7	8	5	5	6	10	0	3	10	10	10		10	6	3	10	7	0	140	
	Points	0.0		1.0	1.0	1.0	0.0	0.0	0.0	0.0	0.0	0.0	0.0	1.0	1.0	1.0		0.0	0.0	0.0	1.0	0.0	0.0	7.0	
Total Score		1264	0	1218	1094	1172	1112	1127	1080	1088	1296	1353	1080	1166	1139	1162	0	1286	1203	1354	1230	979	1135	23538	235.4
Total Frames		50	0	50	50	50	50	50	50	50	50	50	50	50	50	50	0	50	50	50	50	50	50	1000	
Match Points		3.0	0.0	2.0	1.0	5.0	2.0	3.0	3.0	1.0	2.0	4.0	1.0	2.0	3.0	3.0	0.0	3.0	3.0	4.0	1.0	1.5	3.0	50.5	
Game Points		3.0	0.0	3.0	0.0	3.0	0.0	3.0	0.0	0.0	0.0	3.0	0.0	0.0	0.0	0.0	0.0	3.0	3.0	3.0	0.0	0.0	3.0	30.0	
Total Points		6.0	0.0	5.0	1.0	8.0	2.0	6.0	3.0	1.0	2.0	7.0	1.0	2.0	6.0	3.0	0.0	6.0	6.0	7.0	1.0	1.5	6.0	80.5	
Opponents		SK	BYE	MB	AB	NT	QC	PE	NL	ON	NS	BC	AB	QC	NT	MB	BYE	SK	NL	PE	NS	ON	BC		
Total Score		1121	0	1154	1162	906	1155	1087	1177	1339	1316	1165	1215	1417	1095	1178	0	1261	1085	1039	1249	1138	1113	23372	
Total Points Won		2	0	3	7.0	0.0	6.0	2.0	5.0	7.0	6.0	1.0	7.0	6.0	2.0	5.0	0.0	2.0	2.0	1.0	7.0	6.5	2.0	79.5	

COACH

740

Richard Gauthier



2005 CANADIAN OPEN 5 PIN BOWLING CHAMPIONSHIP

EDMONTON, ALBERTA

MIXED TEAM EVENT - POINTS ONLY

MIXED TEAM STANDINGS - NORTHWEST TERRITORIES

NAME		GAME																						TOTAL	AVERAGE
		1	2	3	4	5	6	7	8	9	10	11	12	13	14	15	16	17	18	19	20	21	22		
141 Debbie Euchner	Score	228	152	160	222	170		194	238	125	79	226	163		176	237	245	210	279	264	391	173	243	4175	216.3
	Frames	10	10	10	10	10		10	10	8	5	10	10		10	10	10	10	10	10	10	10	10	193	
	Points	0.0	1.0	0.0	1.0	0.0		0.0	1.0	0.0	0.0	1.0	0.0		0.0	1.0	0.0	0.0	1.0	1.0	1.0	0.0	0.0	8.0	
142 Lorraine Gagnon	Score	209	233	332	240	214		124	176	257	188	197	255		249	153	117	182	0	0	0	51	189	3366	214.4
	Frames	10	10	10	10	10		7	10	10	10	10	10		10	10	7	10	0	0	0	3	10	157	
	Points	0.0	0.0	1.0	1.0	0.0		0.0	0.0	1.0	0.0	0.0	1.0		0.0	0.0	0.0	0.0	0.0	0.0	0.0	0.0	0.0	4.0	
143 Helen Lawson	Score	145	0	61	0	65		164	0	27	160	0	0		0	0	35	0	217	185	203	119	0	1381	172.6
	Frames	10	0	4	0	4		10	0	2	10	0	0		0	0	3	0	10	10	10	7	0	80	
	Points	0.0	0.0	0.0	0.0	0.0		0.0	0.0	0.0	0.0	0.0	0.0		0.0	0.0	0.0	0.0	1.0	0.0	0.0	0.0	0.0	1.0	
144 Andrew Penkala	Score	20	184	87	191	174		66	295	231	255	209	232		246	155	186	234	217	235	280	281	245	4023	222.3
	Frames	2	10	6	10	10		3	10	10	10	10	10		10	10	10	10	10	10	10	10	10	181	
	Points	0.0	0.0	0.0	0.0	0.0		0.0	1.0	0.0	1.0	0.0	0.0		1.0	0.0	1.0	1.0	0.0	1.0	1.0	1.0	1.0	9.0	
145 Ken Bartlett	Score	124	228	185	200	84		198	224	188	55	265	285		205	273	213	197	251	267	234	258	273	4207	222.6
	Frames	8	10	10	10	6		10	10	10	5	10	10		10	10	10	10	10	10	10	10	10	189	
	Points	0.0	1.0	0.0	1.0	0.0		0.0	0.0	0.0	0.0	1.0	1.0		0.0	1.0	0.0	0.0	1.0	0.0	0.0	1.0	1.0	8.0	
146 Jeff Brockway	Score	254	206	209	198	199		177	358	183	175	216	254		219	217	249	227	211	203	260	238	221	4474	223.7
	Frames	10	10	10	10	10		10	10	10	10	10	10		10	10	10	10	10	10	10	10	10	200	
	Points	1.0	1.0	1.0	0.0	0.0		0.0	1.0	0.0	0.0	0.0	1.0		1.0	1.0	1.0	1.0	1.0	1.0	1.0	1.0	0.0	13.0	
Total Score	980	1003	1034	1051	906	0	923	1291	1011	912	1113	1189	0	1095	1035	1045	1050	1175	1154	1368	1120	1171	21626	216.3	
Total Frames	50	50	50	50	50	0	50	50	50	50	50	50	0	50	50	50	50	50	50	50	50	50	1000		
Match Points	1.0	3.0	2.0	3.0	0.0	0.0	0.0	3.0	1.0	1.0	2.0	3.0	0.0	2.0	3.0	2.0	2.0	4.0	3.0	3.0	3.0	2.0	43.0		
Game Points	0.0	0.0	0.0	0.0	0.0	0.0	0.0	3.0	0.0	0.0	0.0	3.0	0.0	0.0	0.0	0.0	0.0	3.0	3.0	3.0	3.0	3.0	21.0		
Total Points	1.0	3.0	2.0	3.0	0.0	0.0	0.0	6.0	1.0	1.0	2.0	6.0	0.0	2.0	3.0	2.0	2.0	7.0	6.0	6.0	6.0	5.0	64.0		
Opponents	MB	NS	AB	NL	NO	BYE	ON	BC	SK	PE	QC	NL	BYE	NO	AB	NS	MB	BC	ON	PE	SK	QC			
Total Score	1256	1032	1169	1053	1172	0	1307	1249	1164	1181	1177	1156	0	1139	1038	1266	1229	1164	1134	1074	1078	1141	23179		
Total Points Won	7	5	6	5	8.0	0.0	8.0	2.0	7.0	7.0	6.0	2.0	0.0	6.0	5.0	6.0	6.0	1.0	2	2.0	2.0	3.0	96.0		

COACH

140

Steve O'Hara



2005 CANADIAN OPEN 5 PIN BOWLING CHAMPIONSHIP

EDMONTON, ALBERTA

MIXED TEAM EVENT - POINTS ONLY

MIXED TEAM STANDINGS - NOVA SCOTIA

NAME		GAME																						TOTAL	AVERAGE	
		1	2	3	4	5	6	7	8	9	10	11	12	13	14	15	16	17	18	19	20	21	22			
941 Susan Matthews	Score	291	197	156		141	183	43	80	186	212	239		67	0	240	345	292	228	301	219	169	153	3742	217.6	
	Frames	10	10	10		8	10	3	6	10	10	10		5	0	10	10	10	10	10	10	10	10	172		
	Points	1.0	0.0	0.0		0.0	1.0	0.0	0.0	0.0	0.0	0.0		0.0	0.0	0.0	1.0	1.0	1.0	1.0	1.0	0.0	0.0	7.0		
942 Synthia Schofield	Score	140	188	199		68	293	103	164	253	254	205		224	212	210	82	76	313	233	356	344	242	4159	235.0	
	Frames	8	10	10		2	10	7	10	10	10	10		10	10	10	5	5	10	10	10	10	10	177		
	Points	0.0	0.0	0.0		0.0	1.0	0.0	0.0	1.0	0.0	0.0		0.0	0.0	0.0	0.0	0.0	1.0	1.0	1.0	1.0	0.0	6.0		
943 Diane Pitman	Score	30	0	88		187	0	197	53	0	0	0		118	179	0	116	78	0	204	0	107	75	1432	188.4	
	Frames	2	0	5		10	0	10	4	0	0	0		5	10	0	5	5	0	9	0	6	5	76		
	Points	0.0	0.0	0.0		0.0	0.0	0.0	0.0	0.0	0.0	0.0		0.0	0.0	0.0	0.0	0.0	0.0	1.0	0.0	0.0	0.0	1.0		
944 Sandy MacPherson	Score	236	144	126		350	239	229	291	294	306	221		283	297	299	252	220	188	202	268	241	238	4924	252.5	
	Frames	10	10	5		10	10	10	10	10	10	10		10	10	10	10	10	10	10	10	10	10	195		
	Points	0.0	0.0	0.0		1.0	1.0	1.0	1.0	1.0	1.0	1.0		1.0	1.0	1.0	1.0	0.0	0.0	0.0	1.0	0.0	1.0	13.0		
945 Wayne Comeau	Score	192	291	285		252	197	218	215	265	297	233		240	225	259	300	287	238	228	237	203	219	4881	244.1	
	Frames	10	10	10		10	10	10	10	10	10	10		10	10	10	10	10	10	10	10	10	10	200		
	Points	0.0	1.0	1.0		1.0	0.0	1.0	0.0	1.0	1.0	0.0		1.0	1.0	1.0	1.0	1.0	0.0	0.0	1.0	0.0	0.0	12.0		
946 Ivan Saulnier	Score	259	212	219		212	220	312	245	195	247	250		275	316	243	171	173	186	28	169	93	69	4094	227.4	
	Frames	10	10	10		10	10	10	10	10	10	10		10	10	10	10	10	10	1	10	4	5	180		
	Points	1.0	1.0	1.0		0.0	0.0	1.0	1.0	0.0	1.0	0.0		1.0	1.0	1.0	0.0	0.0	0.0	0.0	0.0	0.0	0.0	9.0		
Total Score	1148	1032	1073	0	1210	1132	1102	1048	1193	1316	1148	0	1207	1229	1251	1266	1126	1153	1196	1249	1157	996	23232	232.3		
Total Frames	50	50	50	0	50	50	50	50	50	50	50	0	50	50	50	50	50	50	50	50	50	50	1000			
Match Points	2.0	2.0	2.0	0.0	2.0	3.0	3.0	2.0	3.0	3.0	3.0	1.0	0.0	3.0	3.0	3.0	3.0	2.0	2.0	3.0	4.0	1.0	1.0	48.0		
Game Points	3.0	3.0	0.0	0.0	3.0	3.0	3.0	0.0	3.0	3.0	0.0	0.0	0.0	3.0	3.0	3.0	3.0	0.0	0.0	3.0	3.0	0.0	0.0	39.0		
Total Points	5.0	5.0	2.0	0.0	5.0	6.0	6.0	2.0	6.0	6.0	6.0	1.0	0.0	6.0	6.0	6.0	6.0	2.0	2.0	6.0	7.0	1.0	1.0	87.0		
Opponents	QC	NT	NL	BYE	AB	PE	BC	ON	MB	NO	SK	BYE	PE	AB	NL	NT	QC	ON	BC	NO	MB	SK				
Total Score	1135	1003	1092	0	1145	1051	1069	1243	1147	1296	1259	0	1123	1105	1114	1045	1403	1350	1128	1230	1326	1424	23688			
Total Points Won	3	3	6	0.0	3.0	2.0	2.0	6.0	2.0	2.0	7.0	0.0	2.0	2.0	2.0	2.0	6.0	6.0	2.0	1.0	7.0	7.0	73.0			

COACH

940

Jerry Sayer



2005 CANADIAN OPEN 5 PIN BOWLING CHAMPIONSHIP

EDMONTON, ALBERTA

MIXED TEAM EVENT - POINTS ONLY

MIXED TEAM STANDINGS - ONTARIO

NAME		GAME																				TOTAL	AVERAGE		
		1	2	3	4	5	6	7	8	9	10	11	12	13	14	15	16	17	18	19	20	21	22		
641 Karen Larose	Score	0	5	58	202	201	224	314	247	96		216	235	293	240	231	328	158	198	255		245	205	3951	242.4
	Frames	0	1	3	10	10	10	10	10	6		10	10	10	10	10	10	7	6	10		10	10	163	
	Points	0.0	0.0	0.0	0.0	0.0	0.0	1.0	0.0	0.0		0.0	0.0	1.0	1.0	0.0	1.0	0.0	0.0	0.0		1.0	1.0	6.0	
642 Mylène Villeneuve	Score	254	250	113	105	104	0	162	0	85		65	65	195	0	0	0	71	195	53		65	50	1832	215.5
	Frames	10	10	7	4	5	0	7	0	4		3	3	10	0	0	0	3	10	3		3	3	85	
	Points	1.0	1.0	0.0	0.0	0.0	0.0	1.0	0.0	0.0		0.0	0.0	0.0	0.0	0.0	0.0	1.0	0.0	0.0		0.5	0.0	4.5	
643 Anik Menard	Score	289	207	235	91	185	192	78	203	322		202	142	0	250	212	235	266	67	106		111	241	3634	228.6
	Frames	10	10	10	6	5	10	3	10	10		10	7	0	10	10	10	10	4	7		7	10	159	
	Points	1.0	1.0	1.0	0.0	1.0	0.0	0.0	1.0	1.0		1.0	0.0	0.0	1.0	0.0	1.0	1.0	0.0	0.0		0.0	1.0	11.0	
644 Matt Wallace	Score	260	276	322	339	248	251	276	251	318		261	341	254	236	266	233	258	346	275		187	278	5476	273.8
	Frames	10	10	10	10	10	10	10	10	10		10	10	10	10	10	10	10	10	10		10	10	200	
	Points	1.0	1.0	1.0	1.0	1.0	1.0	1.0	1.0	1.0		1.0	1.0	0.0	0.0	1.0	0.0	1.0	1.0	1.0		0.0	1.0	16.0	
645 Phillip Laprade	Score	226	176	211	266	177	230	186	331	273		107	253	267	211	195	254	204	265	201		267	125	4425	229.3
	Frames	10	9	10	10	10	10	10	10	10		7	10	10	10	10	10	10	10	10		10	7	193	
	Points	0.0	1.0	0.0	1.0	0.0	0.0	1.0	1.0	1.0		0.0	1.0	0.0	0.0	0.0	1.0	0.0	1.0	0.0		1.0	0.0	9.0	
646 Roy Brooks	Score	228	222	223	218	289	226	291	211	245		247	317	259	324	226	322	239	279	244		263	256	5129	256.5
	Frames	10	10	10	10	10	10	10	10	10		10	10	10	10	10	10	10	10	10		10	10	200	
	Points	0.0	0.0	0.0	0.0	0.0	0.0	1.0	0.0	1.0		0.0	1.0	0.0	1.0	0.0	1.0	1.0	1.0	1.0		1.0	1.0	10.0	
Total Score		1257	1136	1162	1221	1204	1123	1307	1243	1339	0	1098	1353	1268	1261	1130	1372	1196	1350	1134	0	1138	1155	24447	244.5
Total Frames		50	50	50	50	50	50	50	50	50	0	50	50	50	50	50	50	50	50	50	0	50	50	1000	
Match Points		3.0	4.0	2.0	2.0	2.0	1.0	5.0	3.0	4.0	0.0	2.0	3.0	1.0	3.0	1.0	4.0	4.0	3.0	2.0	0.0	3.5	4.0	56.5	
Game Points		3.0	3.0	0.0	0.0	0.0	0.0	3.0	3.0	3.0	0.0	1.5	3.0	0.0	3.0	0.0	3.0	3.0	3.0	0.0	0.0	3.0	3.0	37.5	
Total Points		6.0	7.0	2.0	2.0	2.0	1.0	8.0	6.0	7.0	0.0	3.5	6.0	1.0	6.0	1.0	7.0	7.0	6.0	2.0	0.0	6.5	7.0	94.0	
Opponents		AB	PE	BC	QC	MB	SK	NT	NS	NO	BYE	NL	QC	SK	MB	BC	PE	AB	NS	NT	BYE	NO	NL		
Total Score		1184	971	1212	1226	1222	1279	923	1048	1088	0	1098	1133	1296	1219	1257	1025	1040	1153	1154	0	979	1154	22661	
Total Points Won		2	1	6	6.0	6.0	7.0	0.0	2.0	1.0	0.0	4.5	2.0	7.0	2.0	7.0	1.0	1.0	2.0	6.0	0.0	1.5	1.0	66.0	

COACH

640

Steve Patterson



2005 CANADIAN OPEN 5 PIN BOWLING CHAMPIONSHIP

EDMONTON, ALBERTA

MIXED TEAM EVENT - POINTS ONLY

MIXED TEAM STANDINGS - PRINCE EDWARD ISLAND

NAME		GAME																						TOTAL	AVERAGE
		1	2	3	4	5	6	7	8	9	10	11	12	13	14	15	16	17	18	19	20	21	22		
1041 Sylvia Cole	Score	207	173	198	207	197	208	254		204	185	257	245	237	220	205	203	205		236	187	204	184	4216	210.8
	Frames	10	10	10	10	10	10	10		10	10	10	10	10	10	10	10	10		10	10	10	10	200	
	Points	0.0	0.0	1.0	0.0	0.0	0.0	1.0		0.0	1.0	1.0	0.0	0.0	1.0	0.0	0.0	0.0		0.0	0.0	1.0	0.0	6.0	
1042 Cindy Merritt	Score	164	160	193	294	222	153	233		223	183	154	193	220	274	197	147	177		180	158	158	165	3848	192.4
	Frames	10	10	10	10	10	10	10		10	10	10	10	10	10	10	10	10		10	10	10	10	200	
	Points	0.0	0.0	0.0	1.0	1.0	0.0	0.0		1.0	1.0	0.0	0.0	1.0	1.0	0.0	0.0	1.0		0.0	0.0	0.0	0.0	7.0	
1043 Tracy Lapierre	Score	0	0	0	0	0	0	0		0	0	0	0	0	0	0	0	0		0	0	0	0	0	#DIV/0!
	Frames	0	0	0	0	0	0	0		0	0	0	0	0	0	0	0	0		0	0	0	0	0	
	Points	0.0	0.0	0.0	0.0	0.0	0.0	0.0		0.0	0.0	0.0	0.0	0.0	0.0	0.0	0.0	0.0		0.0	0.0	0.0	0.0	0.0	
1044 Stephen Kneebone	Score	235	162	227	256	229	229	218		236	328	222	293	200	245	202	200	252		187	240	275	223	4659	233.0
	Frames	10	10	10	10	10	10	10		10	10	10	10	10	10	10	10	10		10	10	10	10	200	
	Points	1.0	0.0	1.0	0.0	1.0	0.0	1.0		0.0	1.0	0.0	1.0	0.0	1.0	0.0	0.0	1.0		0.0	0.0	1.0	0.0	9.0	
1045 Albert Shepard	Score	202	248	249	248	248	216	188		366	250	196	196	261	316	278	211	298		204	226	278	188	4867	243.4
	Frames	10	10	10	10	10	10	10		10	10	10	10	10	10	10	10	10		10	10	10	10	200	
	Points	0.0	0.0	1.0	1.0	1.0	1.0	0.0		1.0	1.0	0.0	0.0	1.0	1.0	1.0	0.0	1.0		1.0	1.0	0.0	0.0	12.0	
1046 Cory Gallant	Score	212	228	286	238	210	245	194		306	235	199	183	205	280	278	264	267		232	263	211	211	4747	237.4
	Frames	10	10	10	10	10	10	10		10	10	10	10	10	10	10	10	10		10	10	10	10	200	
	Points	0.0	1.0	0.0	0.0	0.0	1.0	0.0		1.0	0.0	0.0	0.0	0.0	1.0	1.0	1.0	1.0		0.0	1.0	0.0	0.0	8.0	
Total Score		1020	971	1153	1243	1106	1051	1087	0	1335	1181	1028	1110	1123	1335	1160	1025	1199	0	1039	1074	1126	971	22337	223.4
Total Frames		50	50	50	50	50	50	50	0	50	50	50	50	50	50	50	50	50	0	50	50	50	50	1000	
Match Points		1.0	1.0	3.0	2.0	3.0	2.0	2.0	0.0	3.0	4.0	1.0	1.0	2.0	5.0	2.0	1.0	4.0	0.0	1.0	2.0	2.0	0.0	42.0	
Game Points		0.0	0.0	3.0	0.0	0.0	0.0	0.0	0.0	3.0	3.0	0.0	0.0	0.0	3.0	0.0	0.0	3.0	0.0	0.0	0.0	0.0	0.0	15.0	
Total Points		1.0	1.0	6.0	2.0	3.0	2.0	2.0	0.0	6.0	7.0	1.0	1.0	2.0	8.0	2.0	1.0	7.0	0.0	1.0	2.0	2.0	0.0	57.0	
Opponents		NL	ON	QC	SK	BC	NS	NO	BYE	AB	NT	MB	SK	NS	BC	QC	ON	NL	BYE	NO	NT	AB	MB		
Total Score		1192	1136	1139	1291	1246	1132	1127	0	1190	912	1374	1481	1207	1109	1195	1372	1055	0	1354	1368	1220	1267	24367	
Total Points Won		7	7	2	6.0	5.0	6.0	6.0	0.0	2.0	1.0	7.0	7.0	6.0	0.0	6.0	7.0	1.0	0.0	7.0	6.0	6.0	8.0	103.0	

COACH

1040

Allan McNeill



2005 CANADIAN OPEN 5 PIN BOWLING CHAMPIONSHIP

EDMONTON, ALBERTA

MIXED TEAM EVENT - POINTS ONLY

MIXED TEAM STANDINGS - QUEBEC

NAME		GAME																						TOTAL	AVERAGE
		1	2	3	4	5	6	7	8	9	10	11	12	13	14	15	16	17	18	19	20	21	22		
841 Nathalie Parent	Score	240	242	306	255		271	248	260	246	250	264	204	0		260	251	365	248	270	350	248	252	5030	264.7
	Frames	10	10	10	10		10	10	10	10	10	10	10	0		10	10	10	10	10	10	10	10	190	
	Points	0.0	0.0	1.0	1.0		1.0	1.0	1.0	1.0	0.0	0.0	1.0	0.0	0.0	1.0	1.0	1.0	1.0	1.0	1.0	1.0	1.0	14.0	
842 Natalie Trudel	Score	82	0	150	223		228	277	286	378	243	225	90	301		201	108	233	206	232	301	291	274	4329	251.7
	Frames	5	0	8	10		10	10	10	10	10	10	5	10		10	4	10	10	10	10	10	10	172	
	Points	0.0	0.0	0.0	0.0		1.0	0.0	1.0	1.0	1.0	0.0	0.0	1.0		0.0	0.0	0.0	0.0	1.0	1.0	1.0	1.0	9.0	
843 Julie Bellefeuille	Score	88	235	197	293		246	254	265	82	0	0	263	304		61	240	298	139	56	88	124	199	3432	236.7
	Frames	5	10	10	10		10	10	10	5	0	0	10	10		4	10	10	8	3	5	5	10	145	
	Points	0.0	1.0	0.0	1.0		1.0	1.0	0.0	0.0	0.0	0.0	1.0	1.0		0.0	0.0	1.0	0.0	0.0	0.0	1.0	0.0	8.0	
844 Guillaume Séguin	Score	208	227	197	0		203	224	90	225	232	249	260	298		231	320	223	60	247	212	277	200	4183	236.3
	Frames	10	10	10	0		10	10	5	10	10	10	10	10		10	10	10	2	10	10	10	10	177	
	Points	1.0	1.0	1.0	0.0		0.0	1.0	0.0	0.0	1.0	1.0	1.0	1.0		1.0	1.0	1.0	1.0	1.0	0.0	1.0	1.0	15.0	
845 Guy Lafrenière	Score	295	228	229	245		85	140	295	241	293	235	239	221		186	219	244	219	228	203	211	216	4472	243.0
	Frames	10	10	10	10		4	7	10	10	10	10	10	10		6	10	7	10	10	10	10	10	184	
	Points	1.0	0.0	0.0	1.0		0.0	0.0	1.0	1.0	0.0	0.0	0.0	0.0		0.0	0.0	0.0	0.0	0.0	0.0	0.0	0.0	4.0	
846 Maurice Girouard	Score	222	211	60	210		122	70	78	108	309	204	77	293		256	105	40	215	107	140	89	0	2916	220.9
	Frames	10	10	2	10		6	3	5	5	10	10	5	10		10	6	3	10	7	5	5	0	132	
	Points	1.0	0.0	0.0	0.0		0.0	0.0	0.0	0.0	1.0	1.0	0.0	0.0		1.0	0.0	0.0	1.0	0.0	0.0	0.0	0.0	5.0	
Total Score		1135	1143	1139	1226	0	1155	1213	1274	1280	1327	1177	1133	1417	0	1195	1243	1403	1087	1140	1294	1240	1141	24362	243.6
Total Frames		50	50	50	50	0	50	50	50	50	50	50	50	50	0	50	50	50	50	50	50	50	50	1000	
Match Points		3.0	2.0	2.0	3.0	0.0	3.0	3.0	3.0	2.0	3.0	3.0	2.0	3.0	0.0	3.0	2.0	3.0	3.0	3.0	2.0	4.0	3.0	55.0	
Game Points		0.0	0.0	0.0	3.0	0.0	3.0	0.0	3.0	3.0	3.0	0.0	3.0	0.0	0.0	3.0	0.0	3.0	0.0	0.0	0.0	3.0	0.0	30.0	
Total Points		3.0	2.0	2.0	6.0	0.0	6.0	3.0	6.0	5.0	6.0	6.0	2.0	6.0	0.0	6.0	2.0	6.0	3.0	3.0	2.0	7.0	3.0	85.0	
Opponents		NS	SK	PE	ON	BYE	NO	NL	AB	BC	MB	NT	ON	NO	BYE	PE	SK	NS	AB	NL	MB	BC	NT		
Total Score		1148	1268	1153	1221	0	1112	1217	1187	1270	1201	1113	1353	1166	0	1160	1390	1126	1150	1192	1323	1005	1171	23926	
Total Points Won		5	6	6	2.0	0.0	2.0	5.0	2.0	3.0	2.0	2.0	6.0	2.0	0.0	2.0	6.0	2.0	5.0	5.0	6.0	1.0	5.0	75.0	

COACH

840

Daniel Lamarche



2005 CANADIAN OPEN 5 PIN BOWLING CHAMPIONSHIP

EDMONTON, ALBERTA

MIXED TEAM EVENT - POINTS ONLY

MIXED TEAM STANDINGS - SASKATCHEWAN

NAME		GAME																						TOTAL	AVERAGE	
		1	2	3	4	5	6	7	8	9	10	11	12	13	14	15	16	17	18	19	20	21	22			
441 Jamie Szocs	Score	223	285		305	72	282	195	298	231	323	76	85	281	227		296	306	124	0	293	263	220	4385	256.4	
	Frames	10	10		10	5	10	10	10	10	10	5	4	10	10		10	10	7	0	10	10	10	171		
	Points	0.0	1.0		1.0	0.0	1.0	0.0	1.0	1.0	1.0	0.0	0.0	1.0	0.0		0.0	1.0	0.0	0.0	1.0	1.0	0.0	10.0		
442 Lindsay Berge	Score	229	155		165	262	226	230	0	198	307	246	356	96	0		312	231	230	210	0	105	331	3889	252.5	
	Frames	10	8		4	10	10	10	0	10	10	10	6	0		10	10	10	10	0	6	10	154			
	Points	1.0	0.0		0.0	1.0	1.0	1.0	0.0	0.0	1.0	1.0	1.0	0.0	0.0		1.0	0.0	1.0	0.0	0.0	0.0	1.0	11.0		
443 Alysa Spark	Score	225	33		235	177	0	0	204	279	234	281	206	131	297		155	234	223	263	290	233	318	4018	248.0	
	Frames	10	2		10	10	0	0	10	10	10	10	10	4	10		6	10	10	10	10	10	10	162		
	Points	0.0	0.0		1.0	0.0	0.0	0.0	0.5	1.0	0.0	1.0	1.0	1.0	1.0		0.0	1.0	0.0	1.0	1.0	1.0	1.0	11.5		
444 Kevin Rak	Score	95	225		103	110	270	248	229	205	0	98	122	212	287		281	218	70	290	227	174	0	3464	232.5	
	Frames	4	10		6	5	10	10	10	10	0	5	6	10	10		10	10	3	10	10	10	0	149		
	Points	0.0	0.0		0.0	0.0	1.0	1.0	1.0	1.0	1.0	0.0	0.0	0.0	0.0	1.0		1.0	0.0	0.0	1.0	0.0	0.0	7.0		
445 George Gresty	Score	94	242		219	316	248	289	300	251	259	294	360	288	205		289	272	191	248	266	101	246	4978	262.0	
	Frames	6	10		10	10	10	10	10	10	10	10	10	10	10		10	10	10	10	10	4	10	190		
	Points	0.0	1.0		0.0	1.0	0.0	1.0	0.0	0.0	0.0	1.0	1.0	1.0	0.0		1.0	0.0	0.0	1.0	1.0	0.0	1.0	11.0		
446 John Rayner	Score	255	328		264	328	253	277	206	0	236	264	352	288	232		57	0	228	270	267	202	309	4616	265.3	
	Frames	10	10		10	10	10	10	10	0	10	10	10	10	10		4	0	10	10	10	10	10	174		
	Points	1.0	1.0		1.0	1.0	1.0	1.0	0.0	0.0	1.0	1.0	1.0	1.0	0.0		0.0	0.0	1.0	0.0	1.0	0.0	1.0	13.0		
Total Score		1121	1268	0	1291	1265	1279	1239	1237	1164	1359	1259	1481	1296	1248	0	1390	1261	1066	1281	1343	1078	1424	25350	253.5	
Total Frames		50	50	0	50	50	50	50	50	50	50	50	50	50	50	0	50	50	50	50	50	50	50	1000		
Match Points		2.0	3.0	0.0	3.0	3.0	4.0	4.0	2.5	4.0	4.0	4.0	4.0	4.0	2.0	0.0	3.0	2.0	2.0	3.0	4.0	2.0	4.0	63.5		
Game Points		0.0	3.0	0.0	3.0	3.0	3.0	3.0	3.0	3.0	3.0	3.0	3.0	3.0	1.5	0.0	3.0	0.0	0.0	3.0	3.0	0.0	3.0	46.5		
Total Points		2.0	6.0	0.0	6.0	6.0	7.0	7.0	5.5	7.0	7.0	7.0	7.0	7.0	3.5	0.0	6.0	2.0	2.0	6.0	7.0	2.0	7.0	110.0		
Opponents		NO	QC	BYE	PE	NL	ON	AB	MB	NT	BC	NS	PE	ON	NL	BYE	QC	NO	MB	AB	BC	NT	NS			
Total Score		1264	1143	0	1243	1156	1123	1162	1091	1011	1100	1148	1110	1268	1248	0	1243	1286	1153	1202	1047	1120	996	23114		
Total Points Won		6	2	0	2.0	2.0	1.0	1.0	2.5	1.0	1.0	1.0	1.0	1.0	4.5	0.0	2.0	6.0	6.0	2.0	1.0	6.0	1.0	50.0		

COACH

440

Phyllis Bodnar

2005 CANADIAN OPEN 5 PIN CHAMPIONSHIPS

EDMONTON, ALBERTA

MENS STEPLADDER SINGLES - RESULTS

				601	Wade Thompson	216
				1001	John Walsh	354
			1001	John Walsh	362	
			701	René Godin	247	
		301	Tom Stevenson	228		
		701	René Godin	316		
701	René Godin	317				
401	Kerry Sullivan	184				

NATIONAL MEN'S SINGLES CHAMPION
John Walsh

LADIES STEPLADDER SINGLES - RESULTS

				402	Andrea Huber	220
				802	Hélène Godmaire	238
			1002	Shelley MacDonald	199	
			802	Hélène Godmaire	239	
		802	Hélène Godmaire	321		
		302	Bev Yaworenko	157		
302	Bev Yaworenko	241				
702	Yvette MacLellan	182				

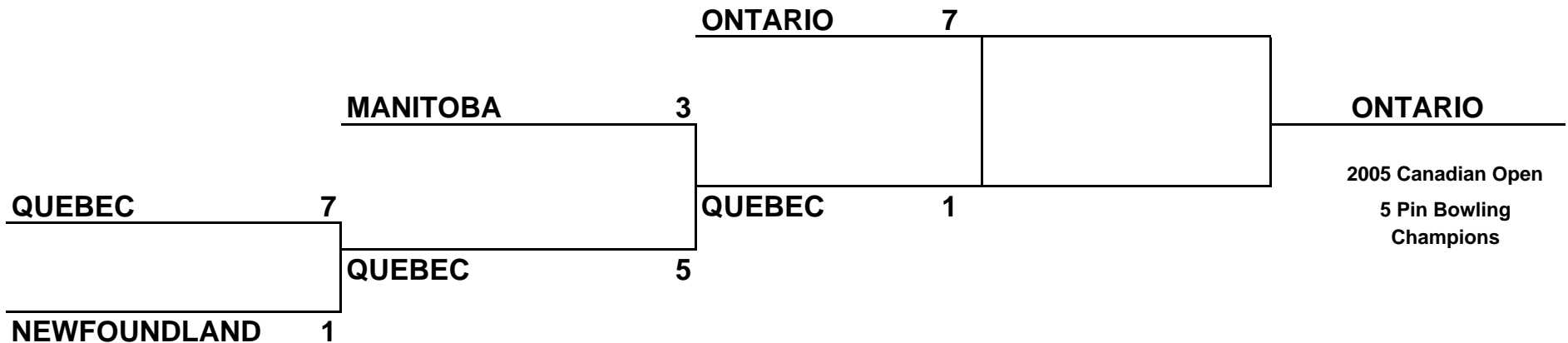
NATIONAL LADIES SINGLES CHAMPION
Hélène Godmaire

2005 CANADIAN OPEN 5 PIN CHAMPIONSHIPS

EDMONTON, ALBERTA

LADIES TEAM FINALS

Playoff Round - Saturday, June 4, 2005



Gold **ONTARIO**

Silver **QUEBEC**

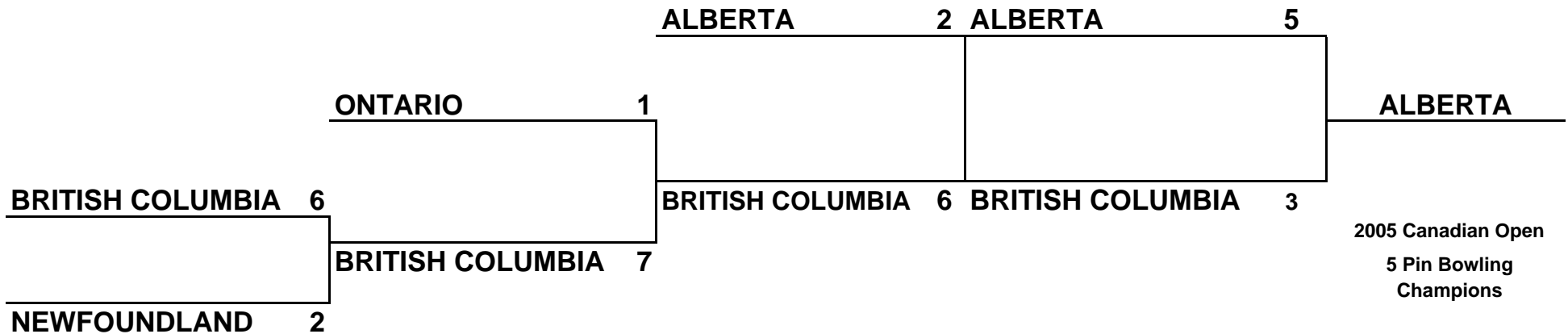
Bronze **MANITOBA**

2005 CANADIAN OPEN 5 PIN CHAMPIONSHIPS

EDMONTON, ALBERTA

MENS' TEAM FINALS

Playoff Round - Saturday, June 4, 2005



Gold

ALBERTA

Silver

BRITISH COLUMBIA

Bronze

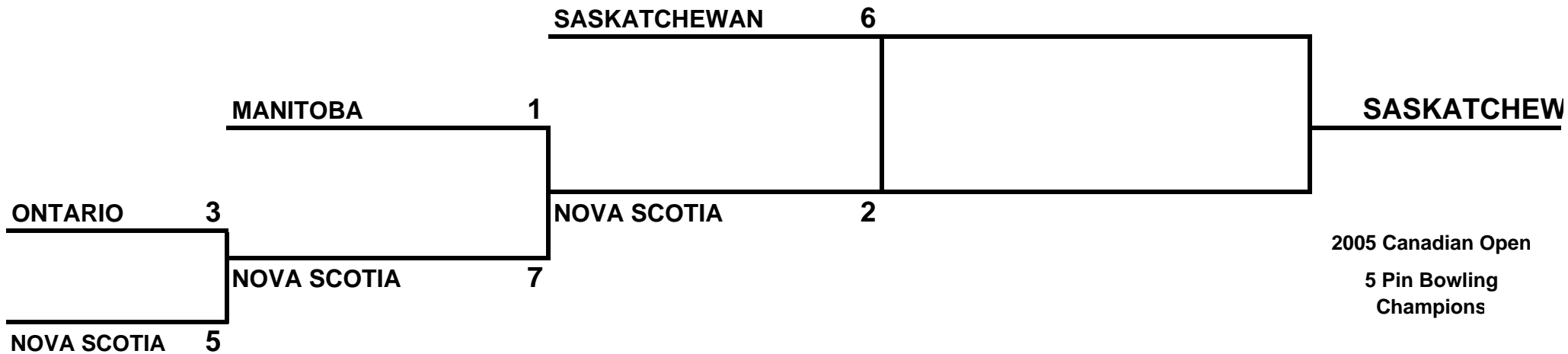
ONTARIO

2005 CANADIAN OPEN 5 PIN CHAMPIONSHIPS

EDMONTON, ALBERTA

MIXED TEAM FINALS

Playoff Round - Saturday, June 4, 2005



2005 Canadian Open
5 Pin Bowling
Champions

Gold SASKATCHEWAN

Silver NOVA SCOTIA

Bronze MANITOBA

2005 Canadian Open 5 Pin Bowling Championship

EDMONTON, ALBERTA

AGGREGATE STANDINGS

POS.	PROV	Ladies Single		Men's Single		Ladies Team		Men's Team		Mixed Team		Total
		Pos	Pts.	Pos	Pts.	Pos	Pts.	Pos	Pts.	Pos	Pts.	
1	Ontario	8	1	2	8	1	11	3	6	4	5	31
2	Quebec	1	11	7	2	2	8	7	2	5	4	27
3	Saskatchewan	2	8	5	4	6	3	8	1	1	11	27
5	Alberta	4	5	4	5	5	4	1	11	7	2	27
9	Northern Ontario	5	4	3	6	7	2	5	4	6	4	20
6	Manitoba	6	3	11	0	3	6	6	3	3	6	18
8	Prince Edward Island	3	6	1	11	9	0	9	0	10	0	17
7	Newfoundland	9	0	9	0	4	5	4	5	8	1	11
10	Nova Scotia	10	0	6	3	n/a	0	n/a	0	2	8	11
4	British Columbia	11	0	8	1	8	1	2	8	11	0	10
11	Northwest Territories	7	2	10	0	n/a	0	n/a	0	9	0	2

2005 Canadian Open 5 Pin Bowling Championship

EDMONTON, ALBERTA

ALL STARS

LADIES

Barb McLachlan	Ontario
Bev Yaworenko	Alberta
Helene Godmaire	Quebec
Nathalie Parent	Quebec
Crystal Orenchuk	Saskatchewan

MEN

Matt Wallace	Ontario
Brent Polowski	Saskatchewan
John Walsh	Prince Edward Island
Geoff Born	Manitoba
John Rayner	Saskatchewan

ROOKIE OF THE YEAR

LADIES	Bev Yaworenko	Alberta
--------	---------------	---------

MEN'S	Matt Wallace	Ontario
-------	--------------	---------

2005 CANADIAN OPEN 5 PIN BOWLING CHAMPIONSHIP

Edmonton, Alberta

HIGH SCORES

Individual High Single Game

SK	Ladies' Singles -	Andrea Huber	339
PE	Men's Singles -	John Walsh	375
AB	Ladies' Team -	Brenda McCannel	405
MB	Men's Team -	Randy McFarlane	420
NT	Mixed Team Lady -	Debbie Euchner	391
NO	Mixed Team Man -	Barry Gagnon	401

Team High Single Game

Ladies' Team -	Alberta	1452
Men's Team -	Ontario	1541
Mixed Team -	Saskatchewan	1481

Individual High Triple Games

QC	Ladies' Singles -	Helene Godmaire	897
NL	Men's Singles -	Sean Wells	894
SK	Ladies' Team -	Crystal Orenchuk	976
ON	Men's Team -	Kevin Berg	934
QC	Mixed Team Lady -	Natalie Trudel	907
NS	Mixed Team Man -	Ivan Saulnier	1025

Team High Triple Games

Ladies' Team -	Manitoba	3941
Men's Team -	Ontario	4209
Mixed Team -	Ontario	3918

Individual High Four Games

QC	Ladies' Singles -	Helene Godmaire	1141
ON	Men's Singles -	Wade Thompson	1199
SK	Ladies' Team -	Crystal Orenchuk	1249
MB	Men's Team -	Randy McFarlane	1201
NS	Mixed Team Lady -	Susan Matthews	1166
NO	Mixed Team Man -	Barry Gagnon	1234

Team High Four Games

Ladies' Team -	Quebec	5169
Men's Team -	Ontario	5344
Mixed Team -	Northern Ontario	5073

Individual High Five Games

QC	Ladies' Singles -	Helene Godmaire	1404
PE	Men's Singles -	John Walsh	1521
ON	Ladies' Team -	Barb McLachlan	1502
NL	Men's Team -	Colin Smith	1477
QC	Mixed Team Lady -	Nathalie Parent	1484
SK	Mixed Team Man -	George Gresty	1464

Team High Five Games

Ladies' Team -	Saskatchewan	6241
Men's Team -	Ontario	6603
Mixed Team -	Saskatchewan	6500

Individual High Six Games

SK	Ladies' Team -	Crystal Orenchuk	1781
AB	Men's Team -	Gary Baird	1693
QC	Mixed Team Lady -	Nathalie Parent	1732
SK	Mixed Team Man -	George Gresty	1752

Team High Six Games

Ladies' Team -	Saskatchewan	7660
Men's Team -	Alberta	7841
Mixed Team -	Saskatchewan	7796

Individual High Seven Games

QC	Mixed Team Lady -	Nathalie Parent	1984
NO	Mixed Team Man -	Pete Blanchard	2082

Team High Seven Games

Mixed Team -	Saskatchewan	9044
--------------	--------------	-------------

Individual High Fifteen Games

SK	Ladies Singles -	Andrea Huber	3888
ON	Men's Singles -	Wade Thompson	4358

Individual High Sixteen Games

AB	Ladies' Team -	Bev Yaworenko	4315
SK	Men's Team -	Brent Polowski	4251

Team High Sixteen Games

Ladies' Team -	Ontario	19749
Men's Team -	Ontario	20479

Individual High Twenty Games

QC	Mixed Team Lady -	Nathalie Parent	5030
ON	Mixed Team Man -	Matt Wallace	5476

Team High Twenty Games

Mixed Team -	Saskatchewan	25350
--------------	--------------	-------

* **National Championship Record**